

FORM 1916W
SUPERSEDES FORM 7988
JANUARY, 1925
PRINTED IN U. S. A.

LIST OF PARTS



in the library of: Diamond Needle Corp

MACHINES
Nos. 23-1, 23-3, 23-4, 23-9
to 23-12, 23-16, 23-21,
23-22 and 23-30

THE SINGER MANUFACTURING COMPANY

COPYRIGHT, U. S. A., 1921 AND 1925,
BY THE SINGER MANUFACTURING Co.
ALL RIGHTS RESERVED FOR ALL COUNTRIES

INDEX

	PAGE
ACCESSORIES	136
CLAMPS	143
CUTTING PUNCH (HAND)	140
DRIVING ATTACHMENT	141
KNIVES	142
MACHINE No. 23-1	7
" " 23-3	16
" " 23-4	27
" " 23-9	39
" " 23-10	52
" " 23-11	66
" " 23-12	80
" " 23-16	95
" " 23-21	104
" " 23-22	112
" " 23-30	124
MISCELLANEOUS PARTS	150
NUMERICAL LIST OF PARTS	153
OBSOLETE PARTS	151
TABLE BELT GUIDES	139, 142

From the library of: Diamond Needle Corp.

INSTRUCTIONS FOR ORDERING

In ordering from this list, use **ONLY** the **PART** number in the **FIRST** column.

The number stamped on a Sewing Machine part is in every case the number of the single part only.

Every combination of parts sent out as such has its specific number, which, although not stamped on the parts, must be used when ordering the combination.

Each number always indicates the **SAME PART** in whatever list it appears, or for whatever machine.

The letters after some of the numbers indicate the style of finish only, as follows:

- A. Hardened, Polished and Plated.
- B. Polished and Plated.
- C. Hardened only.
- D. Polished only.
- E. Soft, not Polished.
- F. Hardened and Polished.
- G.
- H. Blued.
- J. Plated only.
- K. Hardened and Plated.
- L. Brass or Gilt.
- M. Oxidized.
- P. Japanned.
- R. Parkerized.
- T. Copper-plated.

These letters **MUST BE USED** when they appear in the list, and **AFTER** the number as in the list.

In this series:

- 1 to 1500 and 50001 to 51500 are Screw Numbers.
- 1501 to 1800 are Nut Numbers.
- 1801 to 2000 are Roller Numbers.
- 2001 to 50000 and 52001 and upward are numbers of Machine Parts.

The figures in the second column refer only to the plates, illustrating the parts, and are **NOT TO BE USED** in ordering.

Parts marked with an asterisk (*) are furnished only when repairs are made at factory.

LIST OF PARTS COMPLETE

FOR

MACHINE No. 23-1

For Leather

Makes Buttonholes $\frac{3}{8}$ to $1\frac{1}{8}$ inches long

No.	Plate	Name
*10001	---	Arm with 771D and 10008
8582	421	" Dowel Pin (2)
118F	1797	" Screw (3)
10002	417	" Shaft (horizontal)
18820	1784	" " " Gear with 453c.
2117	421	" " " " Pin
453c	423	" " " " Set Screw
144D	1797	" " " Screw
10005	417	" " (upright)
18821	1784	" " " Gear with 453c ..
2117	421	" " " " Pin
453c	423	" " " " Set Screw..
*10008	---	" Side Plate
771D	1797	" " " Thumb Screw
10010	4787	Balance Wheel, 2 $\frac{3}{4}$ in. pulley, with two 448c
448c	423	Balance Wheel Set Screw
*10015	---	Bed
10016	417	" Plate
10025	---	Bed Plate complete, Nos. 10016, 10018, 10024, 10132, 10134, two each 10135, 10136 and three 405E
10018	416	Bed Plate Button with 240D and 664D
405E	423	" " " Screw
10020	416	" " Clamp Guide Slide with 1827
10021	416	Bed Plate Clamp Guide Slide Guide
399F	423	" " " " " "
		Screw
1827	421	Bed Plate Clamp Guide Slide Roller and Stud
10023	416	Bed Plate Clamp Guide Slide Spring
10022	421	" " " " " "
		Stop Stud
10024	416	Bed Plate Clamp Guide complete, Nos. 10020, 10022, 10023, two 10021 and four 399F

No.	Plate	Name
389E	423	Bed Plate Screw (4)
10154	419	Clamp Arm (lower, left)
10153	419	" " (lower, right)
10156	419	" " (lower) Front Guide (left)
10155	419	Clamp Arm (lower) Front Guide (right)
10157	421	Clamp Arm (lower) Front Guide Dowel Pin
402D	423	Clamp Arm (lower) Front Guide Screw
10159	419	Clamp Arm (lower) Rear Guide (left)
10161	423	Clamp Arm (lower) Rear Guide (left) Rivet
10158	419	Clamp Arm (lower) Rear Guide (right)
10160	421	Clamp Arm (lower) Rear Guide (right) Rivet
10163	419	Clamp Arm (upper, left) with 10165
10162	419	" " (upper, right) with 10165
10164	419	" " (upper) Adjusting Slide
247E	423	" " " " " "
		Screw
10165	421	Clamp Arm (upper) Adjusting Slide Steady Pin
10170	419	Clamp Arm (upper) Connecting Yoke
10171	419	" " " " " "
		Link with two 220D
220D	423	Clamp Arm (upper) Connecting Yoke Link Screw
10172	419	Clamp Arm (upper) Hinge
10173	423	" " " " Pin
176D	423	" " " " Screw
10195	4792	" " " " Spring
10174	419	" " " " Spreader
10175	418	" " " " Lever
99E	423	" " " " Hinge Screw
10176	419	" " " " Link
105D	423	" " " " Hinge Screw
109D	423	" " " " Screw
10167	419	" Check (left)
10166	419	" " (right)
10157	421	" " Hinge Pin
10177	419	" Crank Shaft
10179	419	" " " " Bracket (left) ..
10178	419	" " " " (right) ...
397E	423	" " " " " Screw (large)

No.	Plate	Name
223E	423	Clamp Crank Shaft Bracket Screw (small)
10180	419	Clamp Crank Shaft Lever
10181	423	" " " " Pin
10182	419	" Guide Pin
10183	419	" " " " Lifter
103D	423	" " " " Hinge Screw .
10184	419	" " " " Spring
233D	423	" " " " " Screw ..
10157	421	" " " " Stop Pin
10185	419	" " " " Post
10186	4787	" Plate
10187	423	" Thread Catch
240D	423	" " " " Screw
10188	4787	Clamp complete, Nos. 99E, 103D, 105D, 109D, 233D, 240D, 10153 to 10156, 10158, 10159, 10162, 10163, 10166, 10167, 10170, 10171, 10174 to 10187, two each 176D, 223E, 247E, 397E, 402D, 10160, 10161, 10164, 10172, 10173, 10195 and five 10157
10026	4787	Face Plate
176D	423	" " Screw (3)
10152	421	" " Thread Guide
10028	417	Feed Driving Bell Crank Lever with 1805
2D	416	Feed Driving Bell Crank Lever Hinge Screw
1805	421	Feed Driving Bell Crank Lever Rol- ler and Stud
10031	418	Feed Hand Ratchet Lever
10032	416	" " " " Handle .
52C	1797	" " " " " Hinge Screw
18790	4792	Feed Hand Ratchet Pawl with 18791
10034	421	" " " " Hinge Stud
5569	416	" " " " Spring ...
18791	4791	" " " " " Hook, for 18790
10035	421	Feed Hand Ratchet Pawl Spring Hook, for Bed
10036	418	Feed Hand Ratchet complete, Nos. 10031, 10032, 10034 and 18790 ...
10038	417	Feed and Looper Cam with two 445C
445C	423	" " " " Set Screw ..
10041	416	" Regulator (2)
176D	423	" " Screw (2)
10040	418	" Shipper Lever with 1814
71D	1797	" " " Hinge Screw ..
1814	421	" " " " Roller and Stud

From the Library of the University of Toronto

No.	Plate	Name
10043	—	Feed Wheel with 10064, 10065, 10080, two each 401E and 756E, for $\frac{3}{8}$ in. buttonhole
10045	—	Feed Wheel with 10066, 10067, 10081, two each 401E and 756E, for $\frac{1}{2}$ in. buttonhole
10047	417	Feed Wheel with 10068, 10069, 10082, two each 401E and 756E, for $\frac{1}{4}$ in. buttonhole
10049	—	Feed Wheel with 10070, 10071, 10083, two each 401E and 756E, for $\frac{3}{8}$ in. buttonhole
10051	—	Feed Wheel with 10072, 10073, 10084, two each 401E and 756E, for $\frac{1}{8}$ in. buttonhole
10053	—	Feed Wheel with 756E, 10074, 10075, 10085 and three 401E, for $\frac{3}{4}$ in. buttonhole
10055	—	Feed Wheel with 10076, 10077, 10086, two each 401E and 756E, for $\frac{3}{8}$ in. buttonhole
10057	—	Feed Wheel with 10078, 10079, 10087, two each 401E and 756E, for 1 in. buttonhole
10059	416	Feed Wheel Brake Dog with 10060..
5569	416	" " " " Spring
10035	421	" " " " Hook
10060	421	" " " " Stud
10064	—	" " Cam Groove Protector, $\frac{3}{8}$ in. (inside), for 10043
10065	—	Feed Wheel Cam Groove Protector, $\frac{3}{8}$ in. (outside), for 10043
10066	—	Feed Wheel Cam Groove Protector, $\frac{1}{2}$ in. (inside), for 10045
10067	—	Feed Wheel Cam Groove Protector, $\frac{1}{2}$ in. (outside), for 10045
10068	416	Feed Wheel Cam Groove Protector, $\frac{1}{8}$ in. (inside), for 10047
10069	416	Feed Wheel Cam Groove Protector, $\frac{1}{8}$ in. (outside), for 10047
10070	—	Feed Wheel Cam Groove Protector, $\frac{5}{8}$ in. (inside), for 10049
10071	—	Feed Wheel Cam Groove Protector, $\frac{5}{8}$ in. (outside), for 10049
10072	—	Feed Wheel Cam Groove Protector, $\frac{1}{8}$ in. (inside), for 10051
10073	—	Feed Wheel Cam Groove Protector, $\frac{1}{8}$ in. (outside), for 10051
10074	—	Feed Wheel Cam Groove Protector, $\frac{3}{4}$ in. (inside), for 10053

No.	Plate	Name
10075	—	Feed Wheel Cam Groove Protector, $\frac{3}{4}$ in. (outside), for 10053
10076	—	Feed Wheel Cam Groove Protector, $\frac{7}{8}$ in. (inside), for 10055
10077	—	Feed Wheel Cam Groove Protector, $\frac{7}{8}$ in. (outside), for 10055
10078	—	Feed Wheel Cam Groove Protector, 1 in. (inside), for 10057
10079	—	Feed Wheel Cam Groove Protector, 1 in. (outside), for 10057
401E	423	Feed Wheel Cam Groove Protector Screw (long)
756E	4791	Feed Wheel Cam Groove Protector Screw (short)
18563	4787	Feed Wheel Driving Lever with 129E
129E	4791	" " " " Adjusting Screw
10063	416	Feed Wheel Driving Lever Block ..
357F	1797	" " " " " Ad-justing Screw
1520E	421	Feed Wheel Driving Lever Block Adjusting Screw Nut
8734	416	Feed Wheel Driving Lever Spring ..
10061	4792	" " " " " Pin
429C	1797	" " " " " Supporting Screw
1513E	423	Feed Wheel Driving Lever Support-ing Screw Nut
10029	416	Feed Wheel Friction Block
10030	416	" " " " " Spring ..
430C	1797	" " " " " Ad-justing Screw
1520E	421	Feed Wheel Friction Block Spring Adjusting Screw Nut
10080	—	Feed Wheel Latch, $\frac{3}{8}$ in., for 10043..
10081	—	" " " " $\frac{1}{2}$ in., for 10045..
10082	416	" " " " $\frac{9}{16}$ in., for 10047..
10083	—	" " " " $\frac{5}{8}$ in., for 10049..
10084	—	" " " " $\frac{1}{16}$ in., for 10051..
10085	—	" " " " $\frac{3}{4}$ in., for 10053..
10086	—	" " " " $\frac{3}{8}$ in., for 10055..
10087	—	" " " " 1 in., for 10057..
10118	421	Looper (long)
10119	421	" (short)
10121	416	" Carrier with 1824
10122	418	" " Bracket
130D	1797	" " " Screw
10123	416	" " Crank
7958	4791	" " " Pin
209F	423	" " " Set Screw

From the Library of: Dames & Moore

No.	Plate	Name
10125	421	Looper Carrier Needle Guard
233D	423	" " " " Screw
2077	4791	" " Pin
10127	4787	" " Pitman
378C	1797	" " " Hinge Screw (2)
1520E	421	" " " " " Nut
		(2)
1824	421	Looper Carrier Roller and Stud
10130	416	" " Shaft
10129	417	" Driving Bell Crank with 1807
2D	416	" " " " Hinge Screw
1807	421	" " " " Roller and
		Stud
224F	423	Looper Screw (2)
10088	4787	Needle Bar
10089	4787	Needle Bar complete, Nos. 10088,
		10096, 10108 and 10110
10091	416	Needle Bar Connecting Link with
		two 390c
390C	423	Needle Bar Connecting Link Adjust-
		ing Screw
29C	1797	Needle Bar Connecting Link Hinge
		Screw
7548	—	Needle Bar Connecting Stud
7448	416	" " " " 7548
		with 155c
155C	4791	Needle Bar Connecting Stud Set
		Screw
10557	4787	Needle Bar Frame
10099	4787	" " " Bell Crank with
		1813
1813	421	Needle Bar Frame Bell Crank Rol-
		ler and Stud
307C	1797	Needle Bar Frame Bell Crank Screw
		Center (2)
1513E	423	Needle Bar Frame Bell Crank Screw
		Center Nut (2)
10101	416	Needle Bar Frame Cam with two
		445c
445C	423	Needle Bar Frame Cam Set Screw..
10103	4787	" " " Connecting Rod
		with 390c
390C	423	Needle Bar Frame Connecting Rod
		Adjusting Screw
10104	421	Needle Bar Frame Connecting Rod
		Ball
147C	1797	Needle Bar Frame Connecting Rod
		Ball Screw
37E	1797	Needle Bar Frame Regulating Screw
		Stud

No.	Plate	Name
1514C	423	Needle Bar Frame Regulating Screw
		Stud Nut
307C	1797	Needle Bar Frame Screw Center
		(lower)
306C	1797	Needle Bar Frame Screw Center
		(upper)
1513E	423	Needle Bar Frame Screw Center
		Nut (2)
18876	—	Needle Bar Packing Cord (2)
290E	1797	" " Screw Bushing (2) ...
10093	416	" " Thread Take-up with
		10114
10094	421	Needle Bar Thread Take-up Roller
10095	421	" " " " " "
		Cap
233D	423	Needle Bar Thread Take-up Roller
		Cap Screw
10114	421	Needle Bar Thread Take-up Roller
		Pin
209F	423	Needle Bar Thread Take-up Set
		Screw
10096	416	Needle Bar Thread Take-up com-
		plete, Nos. 209F, 233D and 10093
		to 10095
10105	421	Needle Clamp
10106	421	" " Disc
10107	421	" " " Spring
93H	423	" " " " Screw
10108	421	" " Gb
209F	423	" " Set Screw
10109	421	" " Thread Guide
665D	1797	" " " " Screw..
10110	421	Needle Clamp complete, Nos. 93H,
		209F, 665D, 10105, 10107, 10109 and
		two 10106
10134	416	Spreader (left) with 99c and 10136
664D	4791	" " Stop Screw
10132	416	" (right) with 99c and 10136..
240D	423	" " Stop Screw
99C	423	" Hinge Screw
10135	421	" Spring
10136	421	" " Hook
2102	416	Tension (under thread) Disc (2) ..
1560C	421	" " " Regulating
		Thumb Nut
50021D	—	Tension (under thread) Screw Stud
10148	421	" " " Spring
10145	421	" " " Thread Guide
10144	4787	" (upper thread) and Spool
		Bracket

From the library of: Diamond Needle Co. Inc.

No.	Plate	Name
10146	—	Tension (upper thread) and Spool Bracket complete, Nos. 415D, 488D, 1560c, 2103, 8039, 10111, 10112, 10144, 10145 and two 2102
159D	423	Tension (upper thread) and Spool Bracket Screw (2)
2102	416	Tension (upper thread) Disc
1560c	421	" " " " Regulating Thumb Nut
2103	421	Tension (upper thread) Spring
415D	1797	" " " Stud
10145	421	" " " Thread Guide
10150	416	Thread (under) Cord Guide
333D	423	" " " " Screw
10147	4787	" " " Spool Bracket
159D	423	" " " " Screw
488D	419	" " " Spindle, 3½ in. long
487D	419	Thread (under) Spool Spindle, 4 in. long
10111	421	Thread (under) Spool Spindle Inside Cone (2)
10112	421	Thread (under) Spool Spindle Inside Cone Spring (2)
8064	—	Thread (under) Spool Spindle Outside Cone
8039	416	Thread (under) Spool Spindle Outside Cone 8064 with 759F (2) ...
759F	423	Thread (under) Spool Spindle Outside Cone Thumb Screw
10149	416	Thread (under) Take-up Spring ...
10145	421	" " Thread Guide
10137	416	" (upper) Nipper Arm
77D	1797	" " " " Hinge Screw
1821	421	Thread (upper) Nipper Arm Roller and Stud
10139	418	Thread (upper) Nipper Cam with 435c
3012	421	Thread (upper) Nipper Cam Pin
435c	1797	" " " " Set Screw
8800	421	Thread (upper) Nipper Disc (2) ...
1645E	1797	" " " " Regulating Thumb Nut
1547D	423	Thread (upper) Nipper Disc Regulating Thumb Nut Lock Nut ...
1153C	1797	Thread (upper) Nipper Disc Screw Stud

No.	Plate	Name
1547D	423	Thread (upper) Nipper Disc Screw Stud Nut
10140	416	Thread (upper) Nipper Lever
49F	1797	" " " " Screw
10141	421	" " " " Spring
10142	416	" " " Link
488D	419	" " Spool Spindle, 3½ in. long
10111	421	Thread (upper) Spool Spindle Inside Cone
10112	421	Thread (upper) Spool Spindle Inside Cone Spring
8064	—	Thread (upper) Spool Spindle Outside Cone
8039	416	Thread (upper) Spool Spindle Outside Cone 8064 with 759F
759F	423	Thread (upper) Spool Spindle Outside Cone Thumb Screw
10151	416	Thread (upper) Take-up Spring
236F	423	" " " " Screw

LIST OF PARTS COMPLETE

FOR

MACHINE No. 23-3

HAS AUTOMATIC STOP

For Leather

Makes Buttonholes $\frac{3}{8}$ to $1\frac{1}{8}$ inches long

No.	Plate	Name
*10001	---	Arm with 771D and 10008
8582	421	" Dowel Pin (2)
118E	1797	" Screw (3)
10002	417	" Shaft (horizontal)
18820	1784	" " " Gear with 453c
2117	421	" " " Pin
453c	423	" " " Set Screw
144D	1797	" " " Screw
10005	417	" " (upright)
18821	1784	" " " Gear with 453c
2117	421	" " " Pin
453c	423	" " " Set Screw
*10008	---	" Side Plate
771D	1797	" " " Thumb Screw
10217	418	Barring Lever
10218	420	" " Cap
176D	423	" " " Screw (2)
10219	420	" " Clutch
217F	423	" " " Adjusting Screw
		(2)
10220	420	Barring Lever Clutch Lever
100D	423	" " " " Hinge
		Screw
10222	420	Barring Lever Clutch Lever Yielding
		Connection with 10251
91F	423	Barring Lever Clutch Lever Yielding
		Connection Guide Screw
106D	423	Barring Lever Clutch Lever Yielding
		Connection Hinge Screw
10223	423	Barring Lever Clutch Lever Yielding
		Connection Spring
10251	423	Barring Lever Clutch Lever Yielding
		Connection Spring Hook
233D	423	Barring Lever Clutch Lever Yielding
		Connection Spring Screw

No.	Plate	Name
*10225	---	Bed
10016	417	" Plate
10025	---	Bed Plate complete, Nos. 10016,
		10018, 10024, 10132, 10134, two each
		10135, 10136 and three 405E
10018	416	Bed Plate Button with 240D and 664D
405E	423	" " " Screw
10020	416	" " " Clamp Guide Slide with
		1827
10021	416	Bed Plate Clamp Guide Slide Guide
399F	423	" " " " " "
		Screw
1827	421	Bed Plate Clamp Guide Slide Roller
		and Stud
10023	416	Bed Plate Clamp Guide Slide Spring
10022	421	" " " " " "
		Stud
10024	416	Bed Plate Clamp Guide complete,
		Nos. 10020, 10022, 10023, two 10021
		and four 399F
389F	423	Bed Plate Screw (4)
10154	419	Clamp Arm (lower, left)
10153	419	" " (lower, right)
10156	419	" " (lower) Front Guide
		(left)
10155	419	Clamp Arm (lower) Front Guide
		(right)
10157	421	Clamp Arm (lower) Front Guide
		Dowel Pin
402D	423	Clamp Arm (lower) Front Guide
		Screw
10159	419	Clamp Arm (lower) Rear Guide
		(left)
10161	423	Clamp Arm (lower) Rear Guide
		(left) Rivet
10158	419	Clamp Arm (lower) Rear Guide
		(right)
10160	421	Clamp Arm (lower) Rear Guide
		(right) Rivet
10163	419	Clamp Arm (upper, left) with 10165
10162	419	" " (upper, right) with 10165
10164	419	" " (upper) Adjusting Slide
247F	423	" " " " " "
		Screw
10165	421	Clamp Arm (upper) Adjusting Slide
		Steady Pin
10170	419	Clamp Arm (upper) Connecting Yoke
10171	419	" " " " " "
		Link with two 220D

No.	Plate	Name
220D	423	Clamp Arm (upper) Connecting Yoke Link Screw
10172	419	Clamp Arm (upper) Hinge
10173	423	" " " " Pin
176D	423	" " " " Screw
10195	4792	" " " " Spring
10174	419	" " " " Spreader
10175	418	" " " " Lever
99E	423	" " " " Hinge Screw
10176	419	" " " " Link
105D	423	" " " " Hinge Screw
109D	423	" " " " Screw
10167	419	" " Check (left)
10166	419	" " " (right)
10157	421	" " " " Hinge Pin
10177	419	" " Crank Shaft
10179	419	" " " " Bracket (left) ...
10178	419	" " " " " (right) ...
397E	423	" " " " " Screw (large)
223E	423	" " " " " " (small)
10180	419	" " " " Lever
10181	423	" " " " " Pin
10182	419	" " Guide Pin
10183	419	" " " " Lifter
103D	423	" " " " " Hinge Screw .
10184	419	" " " " " Spring
233D	423	" " " " " " Screw ..
10157	421	" " " " " Stop Pin
10185	419	" " " " " Post
10186	4787	" " Plate
10187	423	" " Thread Catch
240D	423	" " " " Screw
10188	4787	Clamp complete, Nos. 99E, 103D, 105D, 109D, 233D, 240D, 10153 to 10156, 10158, 10159, 10162, 10163, 10166, 10167, 10170, 10171, 10174 to 10187, two each 176D, 223E, 247F, 397E, 402D, 10160, 10161, 10164, 10172, 10173, 10195 and five 10157
10229	417	Driving and Stop Motion Balance Wheel with two 445c
445c	423	Driving and Stop Motion Balance Wheel Set Screw
10230	418	Driving and Stop Motion Connecting Rod
10232	---	Driving and Stop Motion Connecting Rod 10230 with 10231
10231	420	Driving and Stop Motion Connecting Rod Head

No.	Plate	Name
38D	1797	Driving and Stop Motion Connecting Rod Head Hinge Screw
10233	420	Driving and Stop Motion Connecting Rod Link
57c	1797	Driving and Stop Motion Connecting Rod Link Hinge Screw
10235	417	Driving and Stop Motion Friction Pulley with 10236
10236	420	Driving and Stop Motion Friction Pulley Center Bearing
10238	417	Driving and Stop Motion Friction Pulley Washer (paper)
10239	417	Driving and Stop Motion Lever with 10556
124F	1797	Driving and Stop Motion Lever Adjusting Screw (2)
1518E	423	Driving and Stop Motion Lever Adjusting Screw Nut (2)
10240	417	Driving and Stop Motion Lever Bracket
355D	1797	Driving and Stop Motion Lever Bracket Screw (2)
9263	423	Driving and Stop Motion Lever Bracket Screw Washer (2)
10241	4793	Driving and Stop Motion Lever Friction Pad (leather)
401E	423	Driving and Stop Motion Lever Friction Pad Screw (4)
150D	1797	Driving and Stop Motion Lever Screw
10243	420	Driving and Stop Motion Lever Screw Washer
10242	420	Driving and Stop Motion Lever Spring
10556	4792	Driving and Stop Motion Lever Spring Pin
159D	423	Driving and Stop Motion Lever Spring Screw
6312	423	Driving and Stop Motion Lever Spring Screw Washer
10245	420	Driving and Stop Motion Ratchet Lever with 1823 and 10251
196F	1797	Driving and Stop Motion Ratchet Lever Adjusting Screw
63D	1797	Driving and Stop Motion Ratchet Lever Hinge Screw
10247	420	Driving and Stop Motion Ratchet Lever Pawl with 10248
100D	423	Driving and Stop Motion Ratchet Lever Pawl Hinge Screw

No.	Plate	Name
10248	423	Driving and Stop Motion Ratchet Lever Pawl Pin
10249	420	Driving and Stop Motion Ratchet Lever Pawl Spring
236e	423	Driving and Stop Motion Ratchet Lever Pawl Spring Screw
1823	423	Driving and Stop Motion Ratchet Lever Roller and Stud
5569	416	Driving and Stop Motion Ratchet Lever Spring
10257	423	Driving and Stop Motion Ratchet Lever Spring Hook
10252	418	Driving and Stop Motion Starting Lever
52c	1797	Driving and Stop Motion Starting Lever Hinge Screw
10254	420	Driving and Stop Motion Tripping Lever with two 10257
10255	420	Driving and Stop Motion Tripping Lever Catch
106d	423	Driving and Stop Motion Tripping Lever Catch Hinge Screw
10223	423	Driving and Stop Motion Tripping Lever Catch Spring
233d	423	Driving and Stop Motion Tripping Lever Catch Spring Screw
77d	1797	Driving and Stop Motion Tripping Lever Hinge Screw
10256	420	Driving and Stop Motion Tripping Lever Spring
10257	423	Driving and Stop Motion Tripping Lever Spring Pin
10026	4787	Face Plate
176d	423	" " Screw (3)
10152	421	" " Thread Guide
10028	417	Feed Driving Bell Crank Lever with 1805
2d	416	Feed Driving Bell Crank Lever Hinge Screw
1805	421	Feed Driving Bell Crank Roller and Stud
10261	4792	Feed Hand Ratchet Lever
10262	4792	" " " " Handle .
52c	1797	" " " " Hinge Screw
18877	—	Feed Hand Ratchet Pawl with 18791
10034	421	" " " " Hinge Stud
5569	416	" " " " Spring ...
18791	4791	" " " " Hook, for 18877

No.	Plate	Name
10035	421	Feed Hand Ratchet Pawl Spring Hook, for Bed
18878	—	Feed Hand Ratchet complete, Nos. 10034, 10261, 10262 and 18877
10298	—	Feed and Looper Cam with two 445c
445c	423	" " " " Set Screw ..
10041	416	" Regulator (2)
176d	423	" " Screw (2)
10040	418	" Shipper Lever with 1814
71d	1797	" " " Hinge Screw ...
1814	421	" " " Roller and Stud
10901	—	" Wheel with 207c, 10064, 10065, 10080, 10895, two each 401E and 756E, for $\frac{3}{8}$ in. buttonhole
10902	—	Feed Wheel with 207c, 10066, 10067, 10081, 10895, two each 401E and 756E, for $\frac{3}{8}$ in. buttonhole
10903	—	Feed Wheel with 207c, 10068, 10069, 10082, 10895, two each 401E and 756E, for $\frac{3}{8}$ in. buttonhole
10904	—	Feed Wheel with 207c, 10070, 10071, 10083, 10895, two each 401E and 756E, for $\frac{3}{8}$ in. buttonhole
10905	—	Feed Wheel with 207c, 10072, 10073, 10084, 10895, two each 401E and 756E, for $\frac{1}{2}$ in. buttonhole
10906	—	Feed Wheel with 207c, 756E, 10074, 10075, 10085, 10895 and three 401E, for $\frac{3}{8}$ in. buttonhole
10907	—	Feed Wheel with 207c, 10076, 10077, 10086, 10895, two each 401E and 756E, for $\frac{3}{8}$ in. buttonhole
10908	—	Feed Wheel with 207c, 10078, 10079, 10087, 10895, two each 401E and 756E, for 1 in. buttonhole
10059	416	Feed Wheel Brake Dog with 10060
5569	416	" " " " Spring
10035	421	" " " " " Hook
10060	421	" " " " Stud
10064	—	Feed Wheel Cam Groove Protector, $\frac{3}{8}$ in. (inside), for 10901
10065	—	Feed Wheel Cam Groove Protector, $\frac{3}{8}$ in. (outside), for 10901
10066	—	Feed Wheel Cam Groove Protector, $\frac{1}{2}$ in. (inside), for 10902
10067	—	Feed Wheel Cam Groove Protector, $\frac{1}{2}$ in. (outside), for 10902
10068	416	Feed Wheel Cam Groove Protector, $\frac{3}{8}$ in. (inside), for 10903

No.	Plate	Name
10069	416	Feed Wheel Cam Groove Protector, $\frac{1}{16}$ in. (outside), for 10903
10070	—	Feed Wheel Cam Groove Protector, $\frac{5}{8}$ in. (inside), for 10904
10071	—	Feed Wheel Cam Groove Protector, $\frac{5}{8}$ in. (outside), for 10904
10072	—	Feed Wheel Cam Groove Protector, $\frac{1}{4}$ in. (inside), for 10905
10073	—	Feed Wheel Cam Groove Protector, $\frac{1}{4}$ in. (outside), for 10905
10074	—	Feed Wheel Cam Groove Protector, $\frac{3}{4}$ in. (inside), for 10906
10075	—	Feed Wheel Cam Groove Protector, $\frac{3}{4}$ in. (outside), for 10906
10076	—	Feed Wheel Cam Groove Protector, $\frac{7}{8}$ in. (inside), for 10907
10077	—	Feed Wheel Cam Groove Protector, $\frac{7}{8}$ in. (outside), for 10907
10078	—	Feed Wheel Cam Groove Protector, 1 in. (inside), for 10908
10079	—	Feed Wheel Cam Groove Protector, 1 in. (outside), for 10908
	401E 423	Feed Wheel Cam Groove Protector Screw (long)
	746D 4791	Feed Wheel Cam Groove Protector Screw (short)
18563	4787	Feed Wheel Driving Lever with 129E
	129E 4791	" " " " Adjusting Screw
10063	416	Feed Wheel Driving Lever Block ..
	357F 1797	" " " " " Ad-justing Screw
	1520E 421	Feed Wheel Driving Lever Block Adjusting Screw Nut
	8734 416	Feed Wheel Driving Lever Spring ..
10061	4792	" " " " " Pin
	429C 1797	" " " " " Supporting Screw
	1513E 423	Feed Wheel Driving Lever Supporting Screw Nut
10296	420	Feed Wheel Friction Block
10030	416	" " " " " Spring ..
	430C 1797	" " " " " Ad-justing Screw
	1520E 421	Feed Wheel Friction Block Spring Adjusting Screw Nut
10080	—	Feed Wheel Latch, $\frac{3}{8}$ in., for 10901
10081	—	" " " " $\frac{1}{2}$ in., for 10902
10082	416	" " " " $\frac{3}{16}$ in., for 10903

No.	Plate	Name
10083	—	Feed Wheel Latch, $\frac{3}{8}$ in., for 10904
10084	—	" " " " $\frac{1}{4}$ in., for 10905
10085	—	" " " " $\frac{3}{4}$ in., for 10906
10086	—	" " " " $\frac{7}{8}$ in., for 10907
10087	—	" " " " 1 in., for 10908
10895	4793	" " " " Tripping Point
	207C 4791	" " " " " Screw ..
10118	421	Looper (long)
10119	421	" (short)
10121	416	" Carrier with 1824
10122	418	" " Bracket
	130D 1797	" " " " Screw
10123	416	" " Crank
	7958 4791	" " " " Pin
	209F 423	" " " " Set Screw
10125	421	" " Needle Guard
	233D 423	" " " " " Screw ...
	2077 4791	" " Pin
10127	4787	" " Pitman
	378C 1797	" " " " Hinge Screw (2)
	1520E 421	" " " " " Nut (2)
	1824 421	Looper Carrier Roller and Stud
10130	416	" " Shaft
10129	417	" Driving Bell Crank with 1807
	2D 416	" " " " " Hinge Screw
	1807 421	" " " " " Roller and Stud
	224F 423	Looper Screw (2)
10088	4787	Needle Bar
10089	4787	Needle Bar complete, Nos. 10088, 10096, 10108 and 10110
10091	416	Needle Bar Connecting Link with two 390c
	390C 423	Needle Bar Connecting Link Adjusting Screw
	29C 1797	Needle Bar Connecting Link Hinge Screw
	7548 —	Needle Bar Connecting Stud
	7448 416	" " " " " 7548 with 155c
	155C 4791	Needle Bar Connecting Stud Set Screw
10557	4787	Needle Bar Frame
10099	4787	" " " " Bell Crank with 1813
	1813 421	Needle Bar Frame Bell Crank Roller and Stud
	307C 1797	Needle Bar Frame Bell Crank Screw Center (2)

No.	Plate	Name
1513E	423	Needle Bar Frame Bell Crank Screw Center Nut (2)
10101	416	Needle Bar Frame Cam with two 445c
445c	423	Needle Bar Frame Cam Set Screw..
10103	4787	" " " Connecting Rod with 390c
390c	423	Needle Bar Frame Connecting Rod Adjusting Screw
10104	421	Needle Bar Frame Connecting Rod Ball
147c	1797	Needle Bar Frame Connecting Rod Ball Screw
37E	1797	Needle Bar Frame Regulating Screw Stud
1514c	423	Needle Bar Frame Regulating Screw Stud Nut
307c	1797	Needle Bar Frame Screw Center (lower)
306c	1797	Needle Bar Frame Screw Center (upper)
1513E	423	Needle Bar Frame Screw Center Nut (2)
18876	—	Needle Bar Packing Cord (2)
290E	1797	" " Screw Bushing (2)
10093	416	" " Thread Take-up with 10114
10094	421	Needle Bar Thread Take-up Roller
10095	421	" " " " " " Cap
233D	423	Needle Bar Thread Take-up Roller Cap Screw
10114	421	Needle Bar Thread Take-up Roller Pin
209F	423	Needle Bar Thread Take-up Set Screw
10096	416	Needle Bar Thread Take-up complete, Nos. 209F, 233D and 10093 to 10095
10105	421	Needle Clamp
10106	421	" " Disc
10107	421	" " " Spring
93H	423	" " " " Screw
10108	421	" " Gib
209F	423	" " Set Screw
10109	421	" " Thread Guide
665D	1797	" " " " Screw ..
10110	421	Needle Clamp complete, Nos. 93H, 209F, 665D, 10105, 10107, 10109 and two 10106

No.	Plate	Name
10134	416	Spreader (left) with 99c and 10136
664D	4791	" " Stop Screw
10132	416	" (right) with 99c and 10136 ..
240D	423	" " Stop Screw
99c	423	" Hinge Screw
10135	421	" Spring
10136	421	" " Hook
2102	416	Tension (under thread) Disc (2) ..
1560c	421	" " " Regulating Thumb Nut
50021D	—	Tension (under thread) Screw Stud
10148	421	" " " Spring
10145	421	" " " Thread Guide
10144	4787	" (upper thread) and Spool Bracket
10146	—	Tension (upper thread) and Spool Bracket complete, Nos. 415D, 488D, 1560c, 2103, 8039, 10111, 10112, 10144, 10145 and two 2102
159D	423	Tension (upper thread) and Spool Bracket Screw (2)
2102	416	Tension (upper thread) Disc
1560c	421	" " " Regulating Thumb Nut
2103	421	Tension (upper thread) Spring
415D	1797	" " " Stud
10145	421	" " " Thread Guide
10150	416	Thread (under) Cord Guide
333D	423	" " " " Screw..
10147	4787	" " Spool Bracket
159D	423	" " " " Screw (2)
488D	419	" " " Spindle, 3½ in. long
487D	419	Thread (under) Spool Spindle, 4 in. long
10111	421	Thread (under) Spool Spindle Inside Cone (2)
10112	421	Thread (under) Spool Spindle Inside Cone Spring (2)
8064	—	Thread (under) Spool Spindle Outside Cone
8039	416	Thread (under) Spool Spindle Outside Cone 8064 with 759F (2) ..
759F	423	Thread (under) Spool Spindle Outside Cone Thumb Screw
10149	416	Thread (under) Take-up Spring ..
10145	421	" " Thread Guide
10137	416	" (upper) Nipper Arm
77D	1797	" " " " Hinge Screw

No.	Plate	Name
1821	421	Thread (upper) Nipper Arm Roller and Stud
10139	418	Thread (upper) Nipper Cam with 435c
3012	421	Thread (upper) Nipper Cam Pin ..
435c	1797	" " " " Set Screw
8800	421	Thread (upper) Nipper Disc (2) ...
1645E	1797	" " " " Regulating Thumb Nut
1547D	423	Thread (upper) Nipper Disc Regulating Thumb Nut Lock Nut
1153c	1797	Thread (upper) Nipper Disc Screw Stud
1547D	423	Thread (upper) Nipper Disc Screw Stud Nut
10140	416	Thread (upper) Nipper Lever
49F	1797	" " " " Screw
10141	421	" " " " Spring
10142	416	" " " Link
488D	419	" " Spool Spindle, 3½ in. long
10111	421	Thread (upper) Spool Spindle Inside Cone
10112	421	Thread (upper) Spool Spindle Inside Cone Spring
8064	---	Thread (upper) Spool Spindle Outside Cone
8039	416	Thread (upper) Spool Spindle Outside Cone 8064 with 759F
759F	423	Thread (upper) Spool Spindle Outside Cone Thumb Screw
10151	416	Thread (upper) Take-up Spring
236F	423	" " " " Screw

LIST OF PARTS COMPLETE

FOR

MACHINE No. 23-4HAS STRAIGHT BARRING ATTACHMENT
AND AUTOMATIC STOP

For Leather

Makes Buttonholes $\frac{3}{8}$ to $1\frac{1}{8}$ inches long

No.	Plate	Name
*10001	---	Arm with 771D and 10008
8582	421	" Dowel Pin (2)
118E	1797	" Screw (3)
10002	417	" Shaft (horizontal)
18820	1784	" " " Gear with 453c
2117	421	" " " " Pin
453c	423	" " " " Set Screw
144D	1797	" " " Screw
10005	417	" " (upright)
18821	1784	" " " Gear with 453c ..
2117	421	" " " " Pin
453c	423	" " " " Set Screw ..
*10008	---	" Side Plate
771D	1797	" " " Thumb Screw
10217	418	Barring Lever
10218	420	" " Cap
176D	423	" " " Screw
10219	420	" " Clutch
217F	423	" " " Adjusting Screw (2)
10220	420	Barring Lever Clutch Lever
100D	423	" " " " Hinge Screw
10222	420	Barring Lever Clutch Lever Yielding Connection with 10251
91F	423	Barring Lever Clutch Lever Yielding Connection Guide Screw
106D	423	Barring Lever Clutch Lever Yielding Connection Hinge Screw
10223	423	Barring Lever Clutch Lever Yielding Connection Spring
10251	423	Barring Lever Clutch Lever Yielding Connection Spring Hook

From the Library of: Diamond Needle Corp

Parts for Machine No. 23-4

No.	Plate	Name
233D	423	Barring Lever Clutch Lever Yielding Connection Spring Screw
*10225	—	Bed
10301	4788	" Plate
10449	—	" " 10301 with 10305, 10306 and three 405E
10303	—	Bed Plate complete, Nos. 10024 and 10449
10305	416	Bed Plate Button
405E	423	" " " Screw
10306	418	" " " Slide
10307	418	" " " Connection with 10136
10309	421	Bed Plate Button Slide Connection Spring
10136	421	Bed Plate Button Slide Connection Spring Hook (2)
214D	1797	Bed Plate Button Slide Connection Stop Screw
10020	416	Bed Plate Clamp Guide Slide with 1827
10021	416	Bed Plate Clamp Guide Slide Guide
399F	423	" " " " " Screw
1827	421	Bed Plate Clamp Guide Slide Roller and Stud
10023	416	Bed Plate Clamp Guide Slide Spring
10022	421	" " " " " " Stop Stud
10024	416	Bed Plate Clamp Guide complete, Nos. 10020, 10022, 10023, two 10021 and four 399F
389F	423	Bed Plate Screw (4)
10154	419	Clamp Arm (lower, left)
10153	419	" " (lower, right)
10156	419	" " (lower) Front Guide (left)
10155	419	Clamp Arm (lower) Front Guide (right)
10157	421	Clamp Arm (lower) Front Guide Dowel Pin
402D	423	Clamp Arm (lower) Front Guide Screw
10159	419	Clamp Arm (lower) Rear Guide (left)
10161	423	Clamp Arm (lower) Rear Guide (left) Rivet

No.	Plate	Name
10158	419	Clamp Arm (lower) Rear Guide (right)
10160	421	Clamp Arm (lower) Rear Guide (right) Rivet
10163	419	Clamp Arm (upper, left) with 10165
10162	419	" " (upper, right) with 10165
10164	419	" " (upper) Adjusting Slide
247F	423	" " " " " Screw
10165	421	Clamp Arm (upper) Adjusting Slide Steady Pin
10170	419	Clamp Arm (upper) Connecting Yoke
10171	419	" " " " " Link with two 220D
220D	423	Clamp Arm (upper) Connecting Yoke Link Screw
10172	419	Clamp Arm (upper) Hinge
10173	423	" " " " Pin
176D	423	" " " Screw
10195	4792	" " " Spring
10174	419	" " Spreader
10175	418	" " " Lever
99E	423	" " " " Hinge Screw
10176	419	" " " Link
105D	423	" " " " Hinge Screw
109D	423	" " " Screw
10167	419	" Check (left)
10166	419	" " (right)
10157	421	" " Hinge Pin
10177	419	" Crank Shaft
10179	419	" " " Bracket (left) ..
10178	419	" " " " (right) ...
397E	423	" " " " " Screw (large)
223E	423	Clamp Crank Shaft Bracket Screw (small)
10180	419	Clamp Crank Shaft Lever
10181	423	" " " " Pin
10182	419	" Guide Pin
10183	419	" " " Lifter
103D	423	" " " " Hinge Screw
10184	419	" " " " Spring
233D	423	" " " " " Screw
10157	421	" " " " Stop Pin
10185	419	" " " Post
10186	4787	" Plate
10187	423	" Thread Catch
240D	423	" " " Screw

From the library of: Jarrold Needle Corp

No.	Plate	Name
10188	4787	Clamp complete, Nos. 99E, 103D, 105D, 109D, 233D, 240D, 10153 to 10156, 10158, 10159, 10162, 10163, 10166, 10167, 10170, 10171, 10174 to 10187, two each 176D, 223E, 247E, 397E, 402D, 10160, 10161, 10164, 10172, 10173, 10195 and five 10157
10229	417	Driving and Stop Motion Balance Wheel with two 445c
445c	423	Driving and Stop Motion Balance Wheel Set Screw
10230	418	Driving and Stop Motion Connecting Rod
10232	—	Driving and Stop Motion Connecting Rod 10230 with 10231
10231	420	Driving and Stop Motion Connecting Rod Head
38D	1797	Driving and Stop Motion Connecting Rod Head Hinge Screw
10233	420	Driving and Stop Motion Connecting Rod Link
57c	1797	Driving and Stop Motion Connecting Rod Link Hinge Screw
10235	417	Driving and Stop Motion Friction Pulley with 10236
10236	420	Driving and Stop Motion Friction Pulley Center Bearing
10238	417	Driving and Stop Motion Friction Pulley Washer (paper)
10239	417	Driving and Stop Motion Lever with 10556
124F	1797	Driving and Stop Motion Lever Adjusting Screw (2)
1518E	423	Driving and Stop Motion Lever Adjusting Screw Nut (2)
10240	417	Driving and Stop Motion Lever Bracket
355D	1797	Driving and Stop Motion Lever Bracket Screw (2)
9263	423	Driving and Stop Motion Lever Bracket Screw Washer (2)
10241	4793	Driving and Stop Motion Lever Friction Pad (leather)
401E	423	Driving and Stop Motion Lever Friction Pad Screw (4)
150D	1797	Driving and Stop Motion Lever Screw
10243	420	Driving and Stop Motion Lever Screw Washer

No.	Plate	Name
10242	420	Driving and Stop Motion Lever Spring
10556	4792	Driving and Stop Motion Lever Spring Pin
159D	423	Driving and Stop Motion Lever Spring Screw
6312	423	Driving and Stop Motion Lever Spring Screw Washer
10245	420	Driving and Stop Motion Ratchet Lever with 1823 and 10251
196F	1797	Driving and Stop Motion Ratchet Lever Adjusting Screw
63D	1797	Driving and Stop Motion Ratchet Lever Hinge Screw
10247	420	Driving and Stop Motion Ratchet Lever Pawl with 10248
100D	423	Driving and Stop Motion Ratchet Lever Pawl Hinge Screw
10248	423	Driving and Stop Motion Ratchet Lever Pawl Pin
10249	420	Driving and Stop Motion Ratchet Lever Pawl Spring
236F	423	Driving and Stop Motion Ratchet Lever Pawl Spring Screw
1823	423	Driving and Stop Motion Ratchet Lever Roller and Stud
5569	416	Driving and Stop Motion Ratchet Lever Spring
10257	423	Driving and Stop Motion Ratchet Lever Spring Hook
10252	418	Driving and Stop Motion Starting Lever
52c	1797	Driving and Stop Motion Starting Lever Hinge Screw
10254	420	Driving and Stop Motion Tripping Lever with two 10257
10255	420	Driving and Stop Motion Tripping Lever Catch
106D	423	Driving and Stop Motion Tripping Lever Catch Hinge Screw
10223	423	Driving and Stop Motion Tripping Lever Catch Spring
233D	423	Driving and Stop Motion Tripping Lever Catch Spring Screw
77D	1797	Driving and Stop Motion Tripping Lever Hinge Screw
10256	420	Driving and Stop Motion Tripping Lever Spring
10257	423	Driving and Stop Motion Tripping Lever Spring Pin

From the Library of the National Archives

No.	Plate	Name
10026	4787	Face Plate
176D	423	" " Screw (3)
10152	421	" " Thread Guide
10028	417	Feed Driving Bell Crank Lever with 1805
2D	416	Feed Driving Bell Crank Lever Hinge Screw
1805	421	Feed Driving Bell Crank Lever Rol- ler and Stud
10261	4792	Feed Hand Ratchet Lever
10262	4792	" " " " Handle ..
52C	1797	" " " " Hinge Screw
18877	—	Feed Hand Ratchet Pawl with 18791
10034	421	" " " " Hinge Stud
5569	416	" " " " Spring
18791	4791	" " " " Hook, for 18877
10035	—	Feed Hand Ratchet Pawl Spring Hook, for Bed
18878	—	Feed Hand Ratchet complete, Nos. 10034, 10261, 10262 and 18877
10370	417	Feed and Looper Cam with two 445C
445C	423	" " " " Set Screw ...
10041	416	" Regulator (2)
176D	423	" " Screw (2)
10040	418	" Shipper Lever with 1814
71D	1797	" " " Hinge Screw ...
1814	421	" " " Roller and Stud.
10909	—	" Wheel with 207C, 10347, 10348, 10364, 10895, two each 401E and 756E, for $\frac{3}{8}$ in. buttonhole
10910	—	Feed Wheel with 207C, 10082, 10349, 10350, 10895, two each 401E and 756E, for $\frac{1}{2}$ in. buttonhole
10911	417	Feed Wheel with 207C, 10351, 10352, 10365, 10895, two each 401E and 756E, for $\frac{5}{16}$ in. buttonhole
10912	—	Feed Wheel with 207C, 10353, 10354, 10366, 10895, two each 401E and 756E, for $\frac{3}{8}$ in. buttonhole
10913	—	Feed Wheel with 207C, 10355, 10356, 10408, 10895 and four 401E, for $\frac{1}{2}$ in. buttonhole
10914	—	Feed Wheel with 207C, 10357, 10358, 10409, 10895 and four 401E, for $\frac{3}{8}$ in. buttonhole
10915	—	Feed Wheel with 207C, 10359, 10360, 10367, 10895, two each 401E and 756E, for $\frac{3}{8}$ in. buttonhole

No.	Plate	Name
10916	—	Feed Wheel with 207C, 10362, 10363, 10368, 10895, two each 401E and 756E, for 1 in. buttonhole
10970	—	Feed Wheel with 207C, 10705, 10895, 10972, 10973, two each 401E and 756E, for $1\frac{1}{2}$ in. buttonhole
10981	—	Feed Wheel with 207C, 10706, 10895, 10983, 10984 and four 756E, for $1\frac{1}{2}$ in. buttonhole
10059	416	Feed Wheel Brake Dog with 10060 ..
5569	416	" " " " Spring
10035	421	" " " " Hook
10060	421	" " " " Stud
10347	—	" " Cam Groove Protector, $\frac{3}{8}$ in. (inside), for 10909
10348	—	Feed Wheel Cam Groove Protector, $\frac{3}{8}$ in. (outside), for 10909
10349	—	Feed Wheel Cam Groove Protector, $\frac{1}{2}$ in. (inside), for 10910
10350	—	Feed Wheel Cam Groove Protector, $\frac{1}{2}$ in. (outside), for 10910
10351	—	Feed Wheel Cam Groove Protector, $\frac{3}{8}$ in. (inside), for 10911
10352	—	Feed Wheel Cam Groove Protector, $\frac{3}{8}$ in. (outside), for 10911
10353	—	Feed Wheel Cam Groove Protector, $\frac{5}{8}$ in. (inside), for 10912
10354	—	Feed Wheel Cam Groove Protector, $\frac{5}{8}$ in. (outside), for 10912
10355	—	Feed Wheel Cam Groove Protector, $\frac{1}{2}$ in. (inside), for 10913
10356	—	Feed Wheel Cam Groove Protector, $\frac{1}{2}$ in. (outside), for 10913
10357	—	Feed Wheel Cam Groove Protector, $\frac{3}{8}$ in. (inside), for 10914
10358	—	Feed Wheel Cam Groove Protector, $\frac{3}{8}$ in. (outside), for 10914
10359	—	Feed Wheel Cam Groove Protector, $\frac{3}{8}$ in. (inside), for 10915
10360	—	Feed Wheel Cam Groove Protector, $\frac{3}{8}$ in. (outside), for 10915
10362	—	Feed Wheel Cam Groove Protector, 1 in. (inside), for 10916
10363	—	Feed Wheel Cam Groove Protector, 1 in. (outside), for 10916
10972	—	Feed Wheel Cam Groove Protector, $1\frac{1}{8}$ in. (inside), for 10970
10973	—	Feed Wheel Cam Groove Protector, $1\frac{1}{8}$ in. (outside), for 10970

No.	Plate	Name
10983	—	Feed Wheel Cam Groove Protector, 1 $\frac{1}{4}$ in. (inside), for 10981
10984	—	Feed Wheel Cam Groove Protector, 1 $\frac{1}{8}$ in. (outside), for 10981
401E	423	Feed Wheel Cam Groove Protector Screw (long)
756E	4791	Feed Wheel Cam Groove Protector Screw (short)
18563	4787	Feed Wheel Driving Lever with 129E
129E	4791	" " " " Adjusting Screw
10063	416	Feed Wheel Driving Lever Block ..
357F	1797	" " " " " Ad- justing Screw
1520E	421	Feed Wheel Driving Lever Block Adjusting Screw Nut
8734	416	Feed Wheel Driving Lever Spring ..
10061	4792	" " " " " Pin
429C	1797	" " " " " Supporting Screw
1513E	423	Feed Wheel Driving Lever Support- ing Screw Nut
10296	420	Feed Wheel Friction Block
10030	416	" " " " " Spring ..
430C	1797	" " " " " Ad- justing Screw
1520E	421	Feed Wheel Friction Block Spring Adjusting Screw Nut
10364	—	Feed Wheel Latch, $\frac{3}{8}$ in., for 10909
10082	—	" " " $\frac{1}{2}$ in., for 10910
10365	—	" " " $\frac{3}{8}$ in., for 10911
10366	—	" " " $\frac{5}{8}$ in., for 10912
10408	—	" " " $\frac{1}{2}$ in., for 10913
10409	—	" " " $\frac{3}{4}$ in., for 10914
10367	—	" " " $\frac{7}{8}$ in., for 10915
10368	—	" " " 1 in., for 10916
10705	—	" " " 1 $\frac{1}{8}$ in., for 10970
10706	—	" " " 1 $\frac{1}{2}$ in., for 10981
10895	4793	" " Tripping Point
207C	4791	" " " " Screw ..
10371	423	Looper (long)
10372	423	" (short)
10373	420	" Carrier
10122	418	" " Bracket
7958	4791	" " " Dowel Pin
130D	1797	" " " Screw
10123	416	" " Crank
7958	4791	" " " Pin
209F	423	" " " Set Screw
10374	423	" " Needle Guard

No.	Plate	Name
233D	423	Looper Carrier Needle Guard Screw
2077	4791	" " Pin
10127	4787	" " Pitman
378C	1797	" " " Hinge Screw (2)
1520E	421	" " " " " Nut (2)
10130	416	Looper Carrier Shaft
10129	417	" Driving Bell Crank with 1807
2D	416	" " " " Hinge Screw
1807	421	" " " " Roller and Stud
224F	423	Looper Screw (2)
10088	4787	Needle Bar
10089	4787	Needle Bar complete, Nos. 10088, 10096, 10108 and 10110
10091	416	Needle Bar Connecting Link with two 390c
390C	423	Needle Bar Connecting Link Adjust- ing Screw
29C	1797	Needle Bar Connecting Link Hinge Screw
7548	—	Needle Bar Connecting Stud
7448	416	" " " " 7548 with 155c
155C	4791	Needle Bar Connecting Stud Set Screw
10557	4787	Needle Bar Frame
10099	4787	" " " Bell Crank with 1813
1813	421	Needle Bar Frame Bell Crank Roller and Stud
307C	1797	Needle Bar Frame Bell Crank Screw Center (2)
1513E	423	Needle Bar Frame Bell Crank Screw Center Nut (2)
10101	416	Needle Bar Frame Cam with two 445c
445C	423	Needle Bar Frame Cam Set Screw
10103	4787	" " " Connecting Rod with 390c
390C	423	Needle Bar Frame Connecting Rod Adjusting Screw
10104	421	Needle Bar Frame Connecting Rod Ball
147C	1797	Needle Bar Frame Connecting Rod Ball Screw
37E	1797	Needle Bar Frame Regulating Screw Stud
1514E	423	Needle Bar Frame Regulating Screw Stud Nut

No.	Plate	Name
307c	1797	Needle Bar Frame Screw Center (lower)
306c	1797	Needle Bar Frame Screw Center (upper)
1513E	423	Needle Bar Frame Screw Center Nut (2)
18876	—	Needle Bar Packing Cord (2)
290E	1797	" " Screw Bushing (2)
10093	416	" " Thread Take-up with 10114
10094	421	Needle Bar Thread Take-up Roller
10095	421	" " " " " "
		Cap
233D	423	Needle Bar Thread Take-up Roller Cap Screw
10114	421	Needle Bar Thread Take-up Roller Pin
209F	423	Needle Bar Thread Take-up Set Screw
10096	416	Needle Bar Thread Take-up complete, Nos. 209F, 233D and 10093 to 10095
10105	421	Needle Clamp
10106	421	" " Disc
10107	421	" " " Spring
93H	423	" " " " Screw
10108	421	" " " Gib
209F	423	" " " Set Screw
10109	421	" " " Thread Guide
665D	1797	" " " " Screw
10110	421	Needle Clamp complete, Nos. 93H, 209F, 665D, 10105, 10107, 10109 and two 10106
10378	423	Spreader (left) with 110c
10376	423	" (right) with 110c
10382	423	" Cam (left)
10381	423	" " (right)
10383	423	" " Adjusting Slide (2)
185H	1797	" " " " Screw (2)
228D	423	" " " Screw (2)
110C	423	" Hinge Screw
10223	423	" Spring (2)
229D	423	" " Screw (2)
2102	416	Tension (upper thread) Disc (2)
1560C	421	" " " " Regulating Thumb Nut
50021E	—	Tension (under thread) Screw Stud
10148	421	" " " " Spring
10145	421	" " " " Thread Guide

No.	Plate	Name
10144	4787	Tension (upper thread) and Spool Bracket
10146	—	Tension (upper thread) and Spool Bracket complete, Nos. 415D, 488D, 1560C, 2103, 8039, 10111, 10112, 10144, 10145 and two 2102
159D	423	Tension (upper thread) and Spool Bracket Screw (2)
2102	416	Tension (upper thread) Disc
1560C	421	" " " " Regulating Thumb Nut
2103	421	Tension (upper thread) Spring
415D	1797	" " " " Stud
10145	421	" " " " Thread Guide
10150	416	Thread (under) Cord Guide
333D	423	" " " " " Screw
10147	4787	" " " " Spool Bracket
159D	423	" " " " " Screw (2)
488D	419	" " " " " Spindle, 3 1/4 in. long
487D	419	Thread (under) Spool Spindle, 4 in. long
10111	421	Thread (under) Spool Spindle Inside Cone (2)
10112	421	Thread (under) Spool Spindle Inside Cone Spring (2)
8064	—	Thread (under) Spool Spindle Outside Cone
8039	416	Thread (under) Spool Spindle Outside Cone 8064 with 759F (2)
759F	423	Thread (under) Spool Spindle Outside Cone Thumb Screw
10149	416	Thread (under) Take-up Spring
10145	421	" " Thread Guide
10137	416	" (upper) Nipper Arm
77D	1797	" " " " Hinge Screw
1821	421	Thread (upper) Nipper Arm Roller and Stud
10139	418	Thread (upper) Nipper Cam with 435c
3012	421	Thread (upper) Nipper Cam Pin
435C	1797	" " " " Set Screw
8800	421	Thread (upper) Nipper Disc (2)
1645E	1797	" " " " " Regulating Thumb Nut
1547D	423	Thread (upper) Nipper Disc Regulating Thumb Nut Lock Nut

No.	Plate	Name
1153c	1797	Thread (upper) Nipper Disc Screw Stud
1547D	423	Thread (upper) Nipper Disc Screw Stud Nut
10140	416	Thread (upper) Nipper Lever
49F	1797	" " " " Screw
10141	421	" " " " Spring
10142	416	" " " " Link
488D	419	Thread (upper) Spool Spindle, 3½ in. long
10111	421	Thread (upper) Spool Spindle Inside Cone
10112	421	Thread (upper) Spool Spindle Inside Cone Spring
8064	—	Thread (upper) Spool Spindle Outside Cone
8039	416	Thread (upper) Spool Spindle Outside Cone 8064 with 759F
759F	423	Thread (upper) Spool Spindle Outside Cone Thumb Screw
10151	416	Thread (upper) Take-up Spring
236F	423	" " " " Screw

LIST OF PARTS COMPLETE

FOR

MACHINE No. 23-9

HAS CUTTING ATTACHMENT AND TAPER
BAR ATTACHMENT UP TO 1⅜ INCHES

For Cloth

Makes Buttonholes ½ to 1½ inches long

No.	Plate	Name
*10451	—	Arm with 771D and 10008
8582	421	" Dowel Pin (2)
118E	1797	" Screw (3)
10002	417	" Shaft (horizontal)
18820	1784	" " " Gear with 453c.
2117	421	" " " " Pin
453c	423	" " " " Set Screw
144D	1797	" " " " Screw
10005	417	" " (upright)
18821	1784	" " " " Gear with 453c ..
2117	421	" " " " Pin
453c	423	" " " " Set Screw ..
*10008	—	" Side Plate
771D	1797	" " " " Thumb Screw
10010	4787	Balance Wheel, 2¼ in. pulley, with two 448c
448c	423	Balance Wheel Set Screw
*10456	—	Bed
18801	—	" Plate with 18620, 18621 and four 405E, for ½ to 1 in. buttonholes ..
18802	—	Bed Plate 18801 with 18797, 18798 and four 231c
18756	—	Bed Plate complete, for ½ to 1 in. buttonholes, Nos. 10024, 10132, 10134, 10503, 18802, two each 10135, 10136 and three 405E
18799	4789	Bed Plate with two 18619 and four 405E, for 1¼ to 1½ in. buttonholes
18800	—	Bed Plate 18799 with 18797, 18798 and four 231c
18755	—	Bed Plate complete, for 1¼ to 1½ in. buttonholes, Nos. 10024, 10132, 10134, 10503, 18800, two each 10135, 10136 and three 405E

From the Library of Diarion Needle Corp

No.	Plate	Name
10575	—	Bed Plate Button
10503	4790	" " " with 240D and 664D
405E	423	" " " Screw
10020	416	" " Clamp Guide Slide with 1827
10021	416	Bed Plate Clamp Guide Slide Guide
399F	423	" " " " " " " Screw
1827	421	Bed Plate Clamp Guide Slide Roller and Stud
10023	416	Bed Plate Clamp Guide Slide Spring
10022	421	" " " " " " Stop Stud
10024	416	Bed Plate Clamp Guide complete, Nos. 10020, 10022, 10023, two 10021 and four 399F
18797	4792	Bed Plate Clamp Stop (left) with 18752
18798	4792	Bed Plate Clamp Stop (right) with 18752
231C	1797	Bed Plate Clamp Stop Screw
18752	—	" " " " Stud
10461	421	" " Dowel Pin
18620	4793	" " Protector (left), for $\frac{1}{2}$ to 1 in. buttonholes, for 18801
18621	4793	Bed Plate Protector (right), for $\frac{1}{2}$ to 1 in. buttonholes, for 18801
18619	4793	Bed Plate Protector, for $1\frac{1}{8}$ to $1\frac{1}{2}$ in. buttonholes, for 18799
405E	423	Bed Plate Protector Screw
389F	423	" " Screw (4)
10818	419	Clamp Arm (lower, left)
10817	419	" " (lower, right)
10820	419	" " (lower) Front Guide (left)
10819	419	Clamp Arm (lower) Front Guide (right)
10157	421	Clamp Arm (lower) Front Guide Dowel Pin
402D	423	Clamp Arm (lower) Front Guide Screw
10159	419	Clamp Arm (lower) Rear Guide (left)
10161	423	Clamp Arm (lower) Rear Guide (left) Rivet
10158	419	Clamp Arm (lower) Rear Guide (right)
10160	421	Clamp Arm (lower) Rear Guide (right) Rivet

No.	Plate	Name
10823	419	Clamp Arm (upper, left) with 10165
10822	419	" " (upper, right) with 10165
10164	419	" " (upper) Adjusting Slide
247E	423	" " " " " " Screw
10165	421	Clamp Arm (upper) Adjusting Slide Steady Pin
10170	419	Clamp Arm (upper) Connecting Yoke
10171	419	" " " " " " Link with two 220D
220D	423	Clamp Arm (upper) Connecting Yoke Link Screw
10172	419	Clamp Arm (upper) Hinge
10173	423	" " " " Pin
176D	423	" " " " Screw
10195	4792	" " " " Spring
10174	419	" " " " Spreader
10821	418	" " " " Lever
99E	423	" " " " Hinge Screw
10176	419	" " " " Link
105D	423	" " " " " " Hinge Screw
109D	423	Clamp Arm Spreader Screw
10825	419	" " Check (left), $1\frac{1}{2}$ inch
10824	419	" " (right), $1\frac{1}{2}$ inch
10157	421	" " Hinge Pin
10177	419	" " Crank Shaft
10179	419	" " " " Bracket (left)
10178	419	" " " " (right)
397E	423	" " " " " " Screw (large)
223E	423	Clamp Crank Shaft Bracket Screw (small)
10180	419	Clamp Crank Shaft Lever
10181	423	" " " " " " Pin
10182	419	" " Guide Pin
10183	419	" " " " Lifter
103D	423	" " " " " " Hinge Screw
10184	419	" " " " " " Spring
233D	423	" " " " " " Screw
10157	421	" " " " " " Stop Pin
10185	419	" " " " " " Post
10573	4790	" " Plate
10202	—	" " Deflecting Piece, $\frac{1}{2}$ in. (left)
10201	—	Clamp Plate Deflecting Piece, $\frac{1}{2}$ in. (right)
10204	—	Clamp Plate Deflecting Piece, $\frac{1}{8}$ in. (left)

No.	Plate	Name
10203	—	Clamp Plate Deflecting Piece, $\frac{3}{8}$ in. (right)
10206	4790	Clamp Plate Deflecting Piece, $\frac{3}{8}$ in. (left)
10205	4790	Clamp Plate Deflecting Piece, $\frac{3}{8}$ in. (right)
10386	—	Clamp Plate Deflecting Piece, $\frac{1}{8}$ in. (left)
10385	—	Clamp Plate Deflecting Piece, $\frac{1}{8}$ in. (right)
10208	—	Clamp Plate Deflecting Piece, $\frac{1}{4}$ in. (left)
10207	—	Clamp Plate Deflecting Piece, $\frac{1}{4}$ in. (right)
10210	—	Clamp Plate Deflecting Piece, $\frac{1}{4}$ in. (left)
10209	—	Clamp Plate Deflecting Piece, $\frac{1}{4}$ in. (right)
10212	—	Clamp Plate Deflecting Piece, 1 in. (left)
10211	—	Clamp Plate Deflecting Piece, 1 in. (right)
10946	—	Clamp Plate Deflecting Piece, 1 $\frac{1}{8}$ in. (left)
10945	—	Clamp Plate Deflecting Piece, 1 $\frac{1}{8}$ in. (right)
10214	—	Clamp Plate Deflecting Piece, 1 $\frac{1}{8}$ in. (left)
10213	—	Clamp Plate Deflecting Piece, 1 $\frac{1}{8}$ in. (right)
10388	—	Clamp Plate Deflecting Piece, 1 $\frac{1}{4}$ in. (left)
10387	—	Clamp Plate Deflecting Piece, 1 $\frac{1}{4}$ in. (right)
10390	—	Clamp Plate Deflecting Piece, 1 $\frac{1}{8}$ in. (left)
10389	—	Clamp Plate Deflecting Piece, 1 $\frac{1}{8}$ in. (right)
757E	4791	Clamp Plate Deflecting Piece Screw
10187	423	" Thread Catch
240D	423	" " " Screw
10577	—	Clamp, 1 $\frac{1}{4}$ in., complete, Nos. 99E, 103D, 105D, 109D, 233D, 240D, 10158, 10159, 10170, 10171, 10174, 10176 to 10185, 10187, 10573, 10817 to 10823, 10826, 10827, two each 176D, 223E, 247E, 397E, 402D, 10160, 10161, 10164, 10172, 10173, 10195 and five 10157

No.	Plate	Name
10578	—	Clamp, 1 $\frac{1}{2}$ in., complete, Nos. 99E, 103D, 105D, 109D, 233D, 240D, 10158, 10159, 10170, 10171, 10174, 10176 to 10185, 10187, 10573, 10817 to 10825, two each 176D, 223E, 247E, 397E, 402D, 10160, 10161, 10164, 10172, 10173, 10195 and five 10157
18548	422	Cutting Block (brass), $\frac{1}{2}$ in., for 10551
18750	4791	Cutting Block (brass), $\frac{1}{2}$ in., for 10632
18751	4791	Cutting Block (brass), $\frac{1}{8}$ in., for 10632
10464	422	Cutting Block (brass), $\frac{5}{8}$ in., for 10547
10465	422	Cutting Block (brass), $\frac{3}{4}$ in., for 10547
10469	422	Cutting Block (brass), $\frac{1}{2}$ in., for 10551
10466	422	Cutting Block (brass), $\frac{7}{8}$ in., for 10549
10502	422	Cutting Block (brass), $\frac{1}{2}$ in., for 10551
10467	422	Cutting Block (brass), 1 in., for 10549
10470	422	Cutting Block (brass), 1 in., for 10551
10471	422	Cutting Block (brass), 1 $\frac{1}{8}$ in., for 10551
10472	422	Cutting Block (brass), 1 $\frac{1}{8}$ in., for 10551
10473	422	Cutting Block (brass), 1 $\frac{1}{8}$ in., for 10551
10474	422	Cutting Block (brass), 1 $\frac{1}{2}$ in., for 10551
10452	417	Cutting Block Arm
10453	422	" " " Ratchet Wheel
10454	422	" " " " "
		Retaining Spring Latch
159D	423	Cutting Block Arm Ratchet Wheel Retaining Spring Latch Screw ..
304C	1797	Cutting Block Arm Screw Center (2)
1513E	423	" " " " " Nut (2)
10455	418	Cutting Block Arm Spring
444E	423	" " Set Screw (2)
18576	4793	Eye Stop, for 10632
10893	4793	" " " 10547 and 10549
1071C	1797	" " Adjusting Screw
1518E	423	" " " " Nut

From the Library of Diamond Needle Corp.

No.	Plate	Name
10026	4787	Face Plate
176D	423	" " Screw (3)
10152	421	" " Thread Guide
10028	417	Feed Driving Bell Crank Lever with 1805
2D	416	Feed Driving Bell Crank Lever Hinge Screw
1805	421	Feed Driving Bell Crank Lever Rol- ler and Stud
10031	418	Feed Hand Ratchet Lever
10032	416	" " " " Handle ..
52C	1797	" " " " Hinge Screw
18790	4792	Feed Hand Ratchet Pawl with 18791
10034	421	" " " " Hinge Stud
5569	416	" " " " Spring
18791	4791	" " " " " Hook, for 18790
10061	4792	Feed Hand Ratchet Pawl Spring Pin, for Bed
10036	418	Feed Hand Ratchet complete, Nos. 10031, 10032, 10034 and 18790 ...
10038	417	Feed and Looper Cam with two 445C
445C	423	" " " " Set Screw ..
10041	416	" Regulator (long)
10558	416	" " (reverse)
10559	416	" " (short)
176D	423	" " Screw (2)
13894	---	" Shipper Lever with 1814, for buttonholes from $\frac{1}{2}$ to $1\frac{1}{4}$ in. long
10477	418	Feed Shipper Lever with 1814, for buttonholes $1\frac{3}{8}$ and $1\frac{1}{2}$ in. long ..
71D	1797	Feed Shipper Lever Hinge Screw ..
1814	421	" " " Roller and Stud
10479	---	" Wheel with 10081, 10504, 10505, two each 401E and 756E, for $\frac{1}{2}$ in. buttonhole
10481	---	Feed Wheel with 10082, 10506, 10507, two each 401E and 756E, for $\frac{3}{8}$ in. buttonhole
10483	---	Feed Wheel with 10083, 10508, 10509, two each 401E and 756E, for $\frac{5}{8}$ in. buttonhole
10485	---	Feed Wheel with 756E, 10084, 10510, 10511 and three 401E, for $\frac{1}{2}$ in. buttonhole
10487	---	Feed Wheel with 756E, 10085, 10512, 10513 and three 401E, for $\frac{3}{4}$ in. buttonhole

No.	Plate	Name
10489	---	Feed Wheel with 10086, 10514, 10515, and four 401E, for $\frac{7}{8}$ in. buttonhole
10491	---	Feed Wheel with 756E, 10087, 10516, 10517 and three 401E, for 1 in. but- tonhole
18506	---	Feed Wheel with 10520, 18507, 18508, two each 401E and 756E, for $1\frac{1}{8}$ in. buttonhole
10495	---	Feed Wheel with 401E, 10518, 10519, 10521 and three 756E, for $1\frac{1}{4}$ in. buttonhole
10957	417	Feed Wheel with 401E, 10962, 10963, 10967 and three 756E, for $1\frac{1}{4}$ in. buttonhole
18569	---	Feed Wheel with 10523, 18570, 18571, two each 401E and 756E, for $1\frac{3}{8}$ in. buttonhole
10958	---	Feed Wheel with 10524, 10964, 10965, and four 401E, for $1\frac{1}{2}$ in. buttonhole
10059	416	Feed Wheel Brake Dog with 10060, 5569 416 " " " " Spring
10035	421	" " " " " Hook ..
10060	421	" " " " " Stud
10504	420	" " " Cam Groove Protector, $\frac{1}{2}$ in. (inside), for 10479
10505	420	Feed Wheel Cam Groove Protector, $\frac{1}{2}$ in. (outside), for 10479
10506	---	Feed Wheel Cam Groove Protector, $\frac{3}{8}$ in. (inside), for 10481
10507	---	Feed Wheel Cam Groove Protector, $\frac{3}{8}$ in. (outside), for 10481
10508	---	Feed Wheel Cam Groove Protector, $\frac{3}{4}$ in. (inside), for 10483
10509	---	Feed Wheel Cam Groove Protector, $\frac{3}{4}$ in. (outside), for 10483
10510	---	Feed Wheel Cam Groove Protector, $\frac{1}{2}$ in. (inside), for 10485
10511	---	Feed Wheel Cam Groove Protector, $\frac{1}{2}$ in. (outside), for 10485
10512	---	Feed Wheel Cam Groove Protector, $\frac{3}{4}$ in. (inside), for 10487
10513	---	Feed Wheel Cam Groove Protector, $\frac{3}{4}$ in. (outside), for 10487
10514	---	Feed Wheel Cam Groove Protector, $\frac{3}{4}$ in. (inside), for 10489
10515	---	Feed Wheel Cam Groove Protector, $\frac{3}{4}$ in. (outside), for 10489
10516	---	Feed Wheel Cam Groove Protector, 1 in. (inside), for 10491

No.	Plate	Name
10517	—	Feed Wheel Cam Groove Protector, 1 in. (outside), for 10491
18507	—	Feed Wheel Cam Groove Protector, $1\frac{1}{8}$ in. (inside), for 18506
18508	—	Feed Wheel Cam Groove Protector, $1\frac{1}{8}$ in. (outside), for 18506
10518	—	Feed Wheel Cam Groove Protector, $1\frac{1}{8}$ in. (inside), for 10495
10519	—	Feed Wheel Cam Groove Protector, $1\frac{1}{8}$ in. (outside), for 10495
10962	—	Feed Wheel Cam Groove Protector, $1\frac{1}{4}$ in. (inside), for 10957
10963	—	Feed Wheel Cam Groove Protector, $1\frac{1}{4}$ in. (outside), for 10957
18570	—	Feed Wheel Cam Groove Protector, $1\frac{3}{8}$ in. (inside), for 18569
18571	—	Feed Wheel Cam Groove Protector, $1\frac{3}{8}$ in. (outside), for 18569
10964	—	Feed Wheel Cam Groove Protector, $1\frac{1}{2}$ in. (inside), for 10958
10965	—	Feed Wheel Cam Groove Protector, $1\frac{1}{2}$ in. (outside), for 10958
401E	423	Feed Wheel Cam Groove Protector Screw (long)
756E	4791	Feed Wheel Cam Groove Protector Screw (short)
18563	4787	Feed Wheel Driving Lever with 129E
129E	4791	" " " " Adjusting Screw
10063	416	Feed Wheel Driving Lever Block ..
357F	1797	" " " " " Ad-justing Screw
1520E	420	Feed Wheel Driving Lever Block Adjusting Screw Nut
8734	416	Feed Wheel Driving Lever Spring ..
10061	4792	" " " " " Pin
429C	1797	" " " " " Supporting Screw
1513E	423	Feed Wheel Driving Lever Support- ing Screw Nut
10029	416	Feed Wheel Friction Block
10030	416	" " " " " Spring ..
430C	1797	" " " " " Ad-justing Screw
1520E	421	Feed Wheel Friction Block Spring Adjusting Screw Nut
10081	—	Feed Wheel Latch, $\frac{1}{2}$ in., for 10479
10082	416	" " " " $\frac{1}{8}$ in., for 10481
10083	—	" " " " $\frac{5}{8}$ in., for 10483
10084	—	" " " " $\frac{1}{2}$ in., for 10485

No.	Plate	Name
10085	—	Feed Wheel Latch, $\frac{3}{4}$ in., for 10487
10086	—	" " " " $\frac{7}{8}$ in., for 10489
10087	—	" " " " 1 in., for 10491
10520	—	" " " " $1\frac{1}{8}$ in., for 18506
10521	—	" " " " $1\frac{1}{8}$ in., for 10495
10967	—	" " " " $1\frac{1}{4}$ in., for 10957
10523	—	" " " " $1\frac{3}{8}$ in., for 18569
10524	—	" " " " $1\frac{1}{2}$ in., for 10958
10526	—	Knife, $\frac{1}{2}$ in. (large size eye)
10527	422	" " $\frac{1}{8}$ in. (large size eye)
10528	422	" " $\frac{5}{8}$ in. (large size eye)
10529	—	" " $\frac{1}{2}$ in. (large size eye)
10530	422	" " $\frac{3}{4}$ in. (large size eye)
10531	—	" " $\frac{5}{8}$ in. (large size eye)
10532	422	" " 1 in. (large size eye)
10533	—	" " $1\frac{1}{8}$ in. (large size eye)
10534	422	" " $1\frac{1}{4}$ in. (large size eye)
10535	422	" " $1\frac{1}{2}$ in. (large size eye)
10632	1784	" Holder with 209E and two 10556, for 10526 and 10527
10547	1784	Knife Holder with 209E and two 10556, for 10528 to 10530
10549	418	Knife Holder with 209E and two 10556, for 10531 and 10532
10551	418	Knife Holder with 209E and two 10556, for 10533 to 10535
10552	422	Knife Holder Adjusting Collar with 453C
453C	422	Knife Holder Adjusting Collar Set Screw
10553	422	Knife Holder Connecting Link
72D	423	" " " " " Hinge Screw
10554	421	Knife Holder Connecting Link Pin
10555	418	" " " " " Hinge Pin
450C	423	" " " " " Set Screw (2)
10560	417	" " " " " Lifting Rock Shaft
10561	418	" " " " " Con-necting Pin
10562	421	Knife Holder Lifting Rock Shaft Connecting Link Pin (2)
293C	420	Knife Holder Lifting Rock Shaft Screw Center (2)
1501E	420	Knife Holder Lifting Rock Shaft Screw Center Nut (2)
10556	4792	Knife Position Pin
209F	423	" Set Screw
10118	421	Looper (long)

From the Library of the University of Toronto

No.	Plate	Name
10119	421	Looper (short)
10121	416	" Carrier with 1824
10122	418	" " Bracket
130D	1797	" " " Screw
10123	416	" " Crank
7958	4791	" " " Pin
209F	423	" " " Set Screw
10125	421	" " Needle Guard
235D	423	" " " " Screw
2077	4791	" " Pin
10127	4787	" " Pitman
378C	1797	" " " Hinge Screw (2)
1520E	421	" " " " " Nut
		(2)
1824	421	Looper Carrier Roller and Stud ...
10130	416	" " Shaft
10129	417	" Driving Bell Crank with 1807
2D	416	" " " " Hinge Screw
1807	421	" " " " Roller and
		Stud
224F	423	Looper Screw (2)
10088	4787	Needle Bar
10089	4787	Needle Bar complete, Nos. 10088,
		10096, 10108 and 10110
10091	416	Needle Bar Connecting Link with
		two 390c
390C	423	Needle Bar Connecting Link Adjust-
		ing Screw
29C	1797	Needle Bar Connecting Link Hinge
		Screw
7548	---	Needle Bar Connecting Stud
7448	416	" " " " 7548
		with 155c
155C	4791	Needle Bar Connecting Stud Set
		Screw
10557	4787	Needle Bar Frame
10897	---	" " " Bell Crank with
		1813
1813	421	Needle Bar Frame Bell Crank Roller
		and Stud
307C	1797	Needle Bar Frame Bell Crank Screw
		Center (2)
1513E	423	Needle Bar Frame Bell Crank Screw
		Center Nut (2)
10101	416	Needle Bar Frame Cam with two
		445c
445C	423	Needle Bar Frame Cam Set Screw
10103	4787	" " " Connecting Rod
		with 390c

No.	Plate	Name
390C	423	Needle Bar Frame Connecting Rod
		Adjusting Screw
10104	421	Needle Bar Frame Connecting Rod
		Ball
147C	1797	Needle Bar Frame Connecting Rod
		Ball Screw
37E	1797	Needle Bar Frame Regulating Screw
		Stud
1514E	423	Needle Bar Frame Regulating Screw
		Stud Nut
307C	1797	Needle Bar Frame Screw Center
		(lower)
306C	1797	Needle Bar Frame Screw Center
		(upper)
1513E	423	Needle Bar Frame Screw Center
		Nut (2)
18876	---	Needle Bar Packing Cord (2)
290E	1797	" " Screw Bushing (2)
10093	416	" " Thread Take-up with
		10114
10094	421	Needle Bar Thread Take-up Roller
10095	421	" " " " " "
		Cap
233D	423	Needle Bar Thread Take-up Roller
		Cap Screw
10114	421	Needle Bar Thread Take-up Roller
		Pin
209F	423	Needle Bar Thread Take-up Set
		Screw
10096	416	Needle Bar Thread Take-up com-
		plete, Nos. 209F, 233D and 10093
		to 10095
10105	421	Needle Clamp
10106	421	" " Disc
10107	421	" " " Spring
93H	423	" " " " Screw
10108	421	" " Gib
209F	423	" " Set Screw
10109	421	" " Thread Guide
665D	1797	" " " " Screw
10110	421	Needle Clamp complete, Nos. 93H,
		209F, 665D, 10105, 10107, 10109 and
		two 10106
10134	416	Spreader (left) with 99c and 10136
664D	4791	" " Stop Screw
10132	416	" (right) with 99c and 10136
240D	423	" " Stop Screw
99C	423	" Hinge Screw
10135	421	" Spring
10136	421	" " Hook

No.	Plate	Name
2102	416	Tension (under thread) Disc (2) ..
1560c	421	" " " " Regulating Thumb Nut
50012D	—	Tension (under thread) Screw Stud
10148	421	" " " " Spring
10145	421	" " " " Thread Guide
10144	4787	" (upper thread) and Spool Bracket
10146	—	Tension (upper thread) and Spool Bracket complete, Nos. 415D, 488D, 1560c, 2103, 8039, 10111, 10112, 10144, 10145 and two 2102
159D	423	Tension (upper thread) and Spool Bracket Screw (2)
2102	416	Tension (upper thread) Disc
1560c	421	" " " " Regulating Thumb Nut
2103	421	Tension (upper thread) Spring
415D	1797	" " " " Stud
10145	421	" " " " Thread Guide
10150	416	Thread (under) Cord Guide
333D	423	" " " " " Screw ..
10147	4787	" " " " Spool Bracket
159D	423	" " " " " Screw (2)
488D	419	" " " " Spindle, 3½ in. long
487D	419	Thread (under) Spool Spindle, 4 in. long
10111	421	Thread (under) Spool Spindle Inside Cone (2)
10112	421	Thread (under) Spool Spindle Inside Cone Spring (2)
8064	—	Thread (under) Spool Spindle Out- side Cone
8039	416	Thread (under) Spool Spindle Out- side Cone 8064 with 759F (2) ...
759F	423	Thread (under) Spool Spindle Out- side Cone Thumb Screw
10149	416	Thread (under) Take-up Spring ...
10145	421	" " " " Thread Guide
10137	416	" (upper) Nipper Arm
77D	1797	" " " " " Hinge Screw
1821	421	Thread (upper) Nipper Arm Roller and Stud
10567	418	Thread (upper) Nipper Cam with 435c
3012	421	Thread (upper) Nipper Cam Pin..
435c	1797	" " " " " Set Screw

No.	Plate	Name
8800	420	Thread (upper) Nipper Disc (2) ..
1645E	1797	" " " " " Regu- lating Thumb Nut
1547D	423	Thread (upper) Nipper Disc Regu- lating Thumb Nut Lock Nut
1153C	1797	Thread (upper) Nipper Disc Screw Stud
1547D	423	Thread (upper) Nipper Disc Screw Stud Nut
10140	416	Thread (upper) Nipper Lever
49F	1797	" " " " " Screw
10141	421	" " " " " Spring
10568	416	" " " " Link
488D	419	" " " Spool Spindle, 3½ in. long
10111	421	Thread (upper) Spool Spindle Inside Cone
10112	421	Thread (upper) Spool Spindle Inside Cone Spring
8064	—	Thread (upper) Spool Spindle Out- side Cone
8039	416	Thread (upper) Spool Spindle Out- side Cone 8064 with 759F
759F	423	Thread (upper) Spool Spindle Out- side Cone Thumb Screw
10151	416	Thread (upper) Take-up Spring
236F	423	" " " " " Screw

LIST OF PARTS COMPLETE

FOR

MACHINE No. 23-10HAS CUTTING ATTACHMENT AND
AUTOMATIC STOP

For Cloth

Makes Buttonholes $\frac{1}{2}$ to $1\frac{1}{2}$ inches long

No.	Plate	Name
*10890	—	Arm with 771b and 10008
8582	421	" Dowel Pin (2)
118E	1797	" Screw (3)
10002	417	" Shaft (horizontal)
18820	1784	" " " Gear with 453c
2117	421	" " " " Pin
453c	423	" " " " Set Screw
144d	1797	" " " Screw
10005	417	" " (upright)
18821	1784	" " " Gear with 453c
2117	421	" " " " Pin
453c	423	" " " " Set Screw
*10008	—	" Side Plate
771b	1797	" " " Thumb Screw
10217	418	Barring Lever
10218	420	" " Cap
176d	423	" " " Screw (2)
10219	420	" " Clutch
217F	423	" " " Adjusting Screw (2)
10220	420	Barring Lever Clutch Lever
100d	423	" " " " Hinge Screw
10222	420	Barring Lever Clutch Lever Yielding Connection with 10251
91F	423	Barring Lever Clutch Lever Yielding Connection Guide Screw
106d	423	Barring Lever Clutch Lever Yielding Connection Hinge Screw
10223	423	Barring Lever Clutch Lever Yielding Connection Spring
10251	423	Barring Lever Clutch Lever Yielding Connection Spring Hook

No.	Plate	Name
233D	423	Barring Lever Clutch Lever Yielding Connection Spring Screw
*10581	—	Bed
18801	—	" Plate with 18620, 18621 and four 405E, for $\frac{1}{2}$ to 1 in. buttonholes ..
18802	—	Bed Plate 18801 with 18797, 18798 and four 231c
18754	—	Bed Plate complete, for $\frac{1}{2}$ to 1 in. buttonholes, Nos. 10024, 10132, 10134, 18568, 18802, two each 10135, 10136 and three 405E
18799	4789	Bed Plate with two 18619 and four 405E, for $1\frac{1}{8}$ to $1\frac{1}{2}$ in. buttonholes
18800	—	Bed Plate 18799 with 18797, 18798 and four 231c
18753	—	Bed Plate complete, for $1\frac{1}{8}$ to $1\frac{1}{2}$ in. buttonholes, Nos. 10024, 10132, 10134, 18568, 18800, two each 10135, 10136 and three 405E
18568	416	Bed Plate Button with 240b and 664d
405E	423	" " " " Screw
10020	416	" " Clamp Guide Slide with 1827
10021	416	Bed Plate Clamp Guide Slide Guide
399F	423	" " " " " " " " Screw
1827	421	Bed Plate Clamp Guide Slide Roller and Stud
10023	416	Bed Plate Clamp Guide Slide Spring
10022	421	" " " " " " " " Stop Stud
10024	416	Bed Plate Clamp Guide Slide complete, Nos. 10020, 10022, 10023, two 10021 and four 399F
18797	4792	Bed Plate Clamp Stop (left) with 18752
18798	4792	Bed Plate Clamp Stop (right) with 18752
231c	1797	Bed Plate Clamp Stop Screw
18752	—	" " " " " Stud
10461	421	" " Dowel Pin (2)
18620	4793	" " Protector (left), for $\frac{1}{2}$ to 1 in. buttonholes, for 18801
18621	4793	Bed Plate Protector (right), for $\frac{1}{2}$ to 1 in. buttonholes, for 18801
18619	4793	Bed Plate Protector, for $1\frac{1}{8}$ to $1\frac{1}{2}$ in. buttonholes, for 18799
405E	423	Bed Plate Protector Screw
389F	423	" " " Screw (4)

No.	Plate	Name
10818	419	Clamp Arm (lower, left)
10817	419	" " (lower, right)
10820	419	" " (lower) Front Guide (left)
10819	419	Clamp Arm (lower) Front Guide (right)
10157	421	Clamp Arm (lower) Front Guide Dowel Pin
402D	423	Clamp Arm (lower) Front Guide Screw
10159	419	Clamp Arm (lower) Rear Guide (left)
10161	423	Clamp Arm (lower) Rear Guide (left) Rivet
10158	419	Clamp Arm (lower) Rear Guide (right)
10160	421	Clamp Arm (lower) Rear Guide (right) Rivet
10823	419	Clamp Arm (upper, left) with 10165
10822	419	" " (upper, right) with 10165
10164	419	" " (upper) Adjusting Slide
247F	423	" " " " " " Screw
10165	421	Clamp Arm (upper) Adjusting Slide Steady Pin
10170	419	Clamp Arm (upper) Connecting Yoke
10171	419	" " " " " " Link with two 220D
220D	423	Clamp Arm (upper) Connecting Yoke Link Screw
10172	419	Clamp Arm (upper) Hinge
10173	423	" " " " Pin
176D	423	" " " Screw
10195	4792	" " " Spring
10174	419	" " " Spreader
10821	418	" " " Lever
99E	423	" " " Hinge Screw
10176	419	" " " Link
105D	423	" " " Hinge Screw
109D	423	" " " Screw
10827	4790	" Check (left), 1¼ inch
10826	4790	" " (right), 1¼ inch
10825	419	" " (left), 1½ inch
10824	419	" " (right), 1½ inch
10157	421	" " Hinge Pin
10177	419	" Crank Shaft
10179	419	" " " Bracket (left) ..
10178	419	" " " " (right) ...
397F	423	" " " " Screw (large)

No.	Plate	Name
223E	423	Clamp Crank Shaft Bracket Screw (small)
10180	419	Clamp Crank Shaft Lever
10181	423	" " " " Pin
10182	419	" Guide Pin
10183	419	" " " Lifter
103D	423	" " " Hinge Screw .
10184	419	" " " " Spring
233D	423	" " " " " Screw ..
10157	421	" " " " Stop Pin
10185	419	" " " Post
10828	4787	" Plate
10187	423	" Thread Catch
240D	423	" " " Screw
10829	—	Clamp, 1¼ in., complete, Nos. 99E, 103D, 105D, 109D, 233D, 240D, 10158, 10159, 10170, 10171, 10174, 10176 to 10185, 10187, 10817 to 10823, 10826 to 10828, two each 176D, 223E, 247F, 397E, 402D, 10160, 10161, 10164, 10172, 10173, 10195 and five 10157
10830	4787	Clamp, 1½ in., complete, Nos. 99E, 103D, 105D, 109D, 233D, 240D, 10158, 10159, 10170, 10171, 10174, 10176 to 10185, 10187, 10817 to 10825, 10828, two each 176D, 223E, 247F, 397E, 402D, 10160, 10161, 10164, 10172, 10173, 10195 and five 10157
18548	422	Cutting Block (brass), ½ in., for 10551
18750	4791	Cutting Block (brass), ½ in., for 10632
18751	4791	Cutting Block (brass), ⅝ in., for 10632
10464	422	Cutting Block (brass), ¾ in., for 10547
10465	422	Cutting Block (brass), ¾ in., for 10547
10469	422	Cutting Block (brass), ¾ in., for 10551
10466	422	Cutting Block (brass), ¾ in., for 10549
10502	422	Cutting Block (brass), ¾ in., for 10551
10467	422	Cutting Block (brass), 1 in., for 10549
10470	422	Cutting Block (brass), 1 in., for 10551
10471	422	Cutting Block (brass), 1½ in., for 10551

No.	Plate	Name
10472	422	Cutting Block (brass), 1 $\frac{1}{4}$ in., for 10551
10473	422	Cutting Block (brass), 1 $\frac{3}{8}$ in., for 10551
10474	422	Cutting Block (brass), 1 $\frac{1}{2}$ in., for 10551
10452	417	Cutting Block Arm
10453	422	" " " Ratchet Wheel
10454	422	" " " " " "
		Retaining Spring Latch
159F	423	Cutting Block Arm Ratchet Wheel Retaining Spring Latch Screw ..
304c	1797	Cutting Block Arm Screw Center (2) ..
1513E	423	" " " " " Nut (2)
10455	418	Cutting Block Arm Spring
444F	423	" " Set Screw (2)
10229	417	Driving and Stop Motion Balance Wheel with two 445c
445c	423	Driving and Stop Motion Balance Wheel Set Screw
10230	418	Driving and Stop Motion Connecting Rod
10232	—	Driving and Stop Motion Connecting Rod 10230 with 10231
10231	420	Driving and Stop Motion Connecting Rod Head
38D	1797	Driving and Stop Motion Connecting Rod Head Hinge Screw
10233	420	Driving and Stop Motion Connecting Rod Link
57c	1797	Driving and Stop Motion Connecting Rod Link Hinge Screw
10235	417	Driving and Stop Motion Friction Pulley with 10236
10236	420	Driving and Stop Motion Friction Pulley Center Bearing
10238	417	Driving and Stop Motion Friction Pulley Washer (paper)
10239	417	Driving and Stop Motion Lever with 10556
124F	1797	Driving and Stop Motion Lever Adjusting Screw (2)
1518E	423	Driving and Stop Motion Lever Adjusting Screw Nut (2)
10240	417	Driving and Stop Motion Lever Bracket
355D	1797	Driving and Stop Motion Lever Bracket Screw (2)

No.	Plate	Name
9263	423	Driving and Stop Motion Lever Bracket Screw Washer (2)
10241	4793	Driving and Stop Motion Lever Friction Pad (leather)
401E	423	Driving and Stop Motion Lever Friction Pad Screw (4)
150D	1797	Driving and Stop Motion Lever Screw
10243	420	Driving and Stop Motion Lever Screw Washer
10242	420	Driving and Stop Motion Lever Spring
10556	4792	Driving and Stop Motion Lever Spring Pin
159D	423	Driving and Stop Motion Lever Spring Screw
6312	423	Driving and Stop Motion Lever Spring Screw Washer
10245	420	Driving and Stop Motion Ratchet Lever with 1823 and 10251
196F	1797	Driving and Stop Motion Ratchet Lever Adjusting Screw
63D	1797	Driving and Stop Motion Ratchet Lever Hinge Screw
10247	420	Driving and Stop Motion Ratchet Lever Pawl with 10248
100D	423	Driving and Stop Motion Ratchet Lever Pawl Hinge Screw
10248	423	Driving and Stop Motion Ratchet Lever Pawl Pin
10249	420	Driving and Stop Motion Ratchet Lever Pawl Spring
236F	423	Driving and Stop Motion Ratchet Lever Pawl Spring Screw
1823	423	Driving and Stop Motion Ratchet Lever Roller and Stud
5569	416	Driving and Stop Motion Ratchet Lever Spring
10257	423	Driving and Stop Motion Ratchet Lever Spring Hook
10582	418	Driving and Stop Motion Starting Lever
52c	1797	Driving and Stop Motion Starting Lever Hinge Screw
10254	420	Driving and Stop Motion Tripping Lever with two 10257
10255	420	Driving and Stop Motion Tripping Lever Catch
106D	423	Driving and Stop Motion Tripping Lever Catch Hinge Screw

No.	Plate	Name
10223	423	Driving and Stop Motion Tripping Lever Catch Spring
233D	423	Driving and Stop Motion Tripping Lever Catch Spring Screw
77D	1797	Driving and Stop Motion Tripping Lever Hinge Screw
10256	420	Driving and Stop Motion Tripping Lever Spring
10257	423	Driving and Stop Motion Tripping Lever Spring Pin
18576	4793	Eye Stop, for 10632
10893	4793	" " " 10547 and 10549
1071c	4791	" " " Adjusting Screw
1518E	423	" " " " Nut
10026	4787	Face Plate
176D	423	" " Screw (3)
10152	421	" " Thread Guide
10028	417	Feed Driving Bell Crank Lever with 1805
2D	416	Feed Driving Bell Crank Lever Hinge Screw
1805	421	Feed Driving Bell Crank Lever Rol- ler and Stud
10261	4792	Feed Hand Ratchet Lever
10262	4792	" " " " Handle ..
52c	1797	" " " " Hinge Screw
18877	—	Feed Hand Ratchet Pawl with 18791
10034	421	" " " " Hinge Stud
5569	416	" " " " Spring ...
18791	4791	" " " " " Hook
10061	4792	" " " " " Pin, for Bed
18878	—	Feed Hand Ratchet complete, Nos. 10034, 10261, 10262 and 18877 ...
10298	—	Feed and Looper Cam with two 445c
445c	423	" " " " Set Screw ..
10041	416	" Regulator (long)
10558	416	" " (reverse)
10559	416	" " (short)
176D	423	" " Screw (2)
18894	—	" Shipper Lever with 1814, for buttonholes from $\frac{1}{2}$ to $1\frac{1}{4}$ in. long
10477	418	Feed Shipper Lever with 1814, for buttonholes $1\frac{3}{8}$ and $1\frac{1}{2}$ in. long ..
71D	1797	Feed Shipper Lever Hinge Screw ..
1814	421	" " " Roller and Stud.
10917	—	" Wheel with 207c, 10081, 10504, 10505, 10895, two each 401E and 756E, for $\frac{1}{2}$ in. buttonhole

No.	Plate	Name
10918	—	Feed Wheel with 207c, 10082, 10506, 10507, 10895, two each 401E and 756E, for $\frac{1}{8}$ in. buttonhole
10919	—	Feed Wheel with 207c, 10083, 10508, 10509, 10895, two each 401E and 756E, for $\frac{3}{8}$ in. buttonhole
10920	—	Feed Wheel with 207c, 756E, 10084, 10510, 10511, 10895 and three 401E, for $\frac{1}{8}$ in. buttonhole
10921	—	Feed Wheel with 207c, 756E, 10085, 10512, 10513, 10895 and three 401E, for $\frac{3}{8}$ in. buttonhole
10922	—	Feed Wheel with 207c, 10086, 10514, 10515, 10895 and four 401E, for $\frac{3}{8}$ in. buttonhole
10923	—	Feed Wheel with 207c, 756E, 10087, 10516, 10517, 10895 and three 401E, for 1 in. buttonhole
18562	—	Feed Wheel with 207c, 10520, 10895, 18507, 18508, two each 401E and 756E, for $1\frac{1}{8}$ in. buttonhole
10925	—	Feed Wheel with 207c, 401E, 10518, 10519, 10521, 10895 and three 756E, for $1\frac{1}{8}$ in. buttonhole
10959	—	Feed Wheel with 207c, 401E, 10895, 10962, 10963, 10967 and three 756E, for $1\frac{1}{8}$ in. buttonhole
18572	—	Feed Wheel with 207c, 10523, 10895, 18750, 18751, two each 401E and 756E, for $1\frac{3}{8}$ in. buttonhole
10960	—	Feed Wheel with 207c, 10524, 10895, 10964, 10965 and four 401E, for $1\frac{1}{2}$ in. buttonhole
10059	416	Feed Wheel Brake Dog with 10060
5569	416	" " " " Spring ...
10035	421	" " " " " Hook
10060	421	" " " " " Stud
10504	420	" " Cam Groove Protector, $\frac{1}{2}$ in. (inside), for 10917
10505	420	Feed Wheel Cam Groove Protector, $\frac{1}{2}$ in. (outside), for 10917
10506	—	Feed Wheel Cam Groove Protector, $\frac{1}{8}$ in. (inside), for 10918
10507	—	Feed Wheel Cam Groove Protector, $\frac{1}{8}$ in. (outside), for 10918
10508	—	Feed Wheel Cam Groove Protector, $\frac{3}{8}$ in. (inside), for 10919
10509	—	Feed Wheel Cam Groove Protector, $\frac{3}{8}$ in. (outside), for 10919

No.	Plate	Name
19510	---	Feed Wheel Cam Groove Protector, 1/4 in. (inside), for 10920
10511	---	Feed Wheel Cam Groove Protector, 1/4 in. (outside), for 10920
10512	---	Feed Wheel Cam Groove Protector, 3/4 in. (inside), for 10921
10513	---	Feed Wheel Cam Groove Protector, 3/4 in. (outside), for 10921
10514	---	Feed Wheel Cam Groove Protector, 3/8 in. (inside), for 10922
10515	---	Feed Wheel Cam Groove Protector, 3/8 in. (outside), for 10922
10516	---	Feed Wheel Cam Groove Protector, 1 in. (inside), for 10923
10517	---	Feed Wheel Cam Groove Protector, 1 in. (outside), for 10923
18507	---	Feed Wheel Cam Groove Protector, 1 1/16 in. (inside), for 18562
18508	---	Feed Wheel Cam Groove Protector, 1 1/16 in. (outside), for 18562
10518	---	Feed Wheel Cam Groove Protector, 1 1/8 in. (inside), for 10925
10519	---	Feed Wheel Cam Groove Protector, 1 1/8 in. (outside), for 10925
10962	---	Feed Wheel Cam Groove Protector, 1 1/4 in. (inside), for 10959
10963	---	Feed Wheel Cam Groove Protector, 1 1/4 in. (outside), for 10959
18570	---	Feed Wheel Cam Groove Protector, 1 3/4 in. (inside), for 18572
18571	---	Feed Wheel Cam Groove Protector, 1 3/4 in. (outside), for 18572
10964	---	Feed Wheel Cam Groove Protector, 1 1/2 in. (inside), for 10960
10965	---	Feed Wheel Cam Groove Protector, 1 1/2 in. (outside), for 10960
401E	423	Feed Wheel Cam Groove Protector, Screw (long)
756E	4791	Feed Wheel Cam Groove Protector Screw (short)
18563	4787	Feed Wheel Driving Lever with 129E
129E	4791	" " " " Adjusting Screw
10063	416	Feed Wheel Driving Lever Block ..
357F	1797	" " " " " Ad- justing Screw
1520E	420	Feed Wheel Driving Lever Block Adjusting Screw Nut

No.	Plate	Name
8734	416	Feed Wheel Driving Lever Spring..
10061	4792	" " " " " Pin
429C	1797	" " " " " Support- ing Screw
1513E	423	Feed Wheel Driving Lever Support- ing Screw Nut
10296	416	Feed Wheel Friction Block
10030	416	" " " " " Spring..
430C	1797	" " " " " Ad- justing Screw
1520E	421	Feed Wheel Friction Block Spring Adjusting Screw Nut
10081	----	Feed Wheel Latch, 1/2 in., for 10917
10082	416	" " " 3/8 in., for 10918
10083	----	" " " 5/8 in., for 10919
10084	----	" " " 1 1/8 in., for 10920
10085	----	" " " 3/4 in., for 10921
10086	----	" " " 7/8 in., for 10922
10087	----	" " " 1 in., for 10923
10520	----	" " " 1 1/16 in., for 18562
10521	----	" " " 1 1/8 in., for 10925
10967	----	" " " 1 1/4 in., for 10959
10523	----	" " " 1 3/8 in., for 18572
10524	----	" " " 1 1/2 in., for 10960
10895	4793	" " " Tripping Point
207F	4791	" " " " " Screw..
10526	---	Knife, 1/2 in. (large size eye)
10527	---	" 3/8 in. (large size eye)
10528	422	" 5/8 in. (large size eye)
10529	---	" 1 1/8 in. (large size eye)
10530	422	" 3/4 in. (large size eye)
10531	---	" 7/8 in. (large size eye)
10532	422	" 1 in. (large size eye)
10533	---	" 1 1/8 in. (large size eye)
10534	422	" 1 1/4 in. (large size eye)
10535	422	" 1 1/2 in. (large size eye)
10632	1784	" Holder with 209F and two 10556, for 10526 and 10527
10547	1784	Knife Holder with 209F and two 10556, for 10528 to 10530
10549	418	Knife Holder with 209F and two 10556, for 10531 and 10532
10551	418	Knife Holder with 209F and two 10556, for 10533 to 10535
10552	422	Knife Holder Adjusting Collar with 453C
453C	423	Knife Holder Adjusting Collar Set Screw

From the Library of the Department of Defense

No.	Plate	Name
10553	432	Knife Holder Connecting Link
72D	423	" " " " Hinge Screw
10554	421	Knife Holder Connecting Link Pin
10555	418	" " Hinge Pin
450C	423	" " " " Set Screw (2)
10560	417	Knife Holder Lifting Rock Shaft ...
10561	418	" " " " " Con- necting Link
10562	421	Knife Holder Lifting Rock Shaft Connecting Link Pin (2)
293C	420	Knife Holder Lifting Rock Shaft Screw Center (2)
1501E	420	Knife Holder Lifting Rock Shaft Screw Center Nut (2)
10556	4792	Knife Position Pin
209F	423	" Set Screw
10118	421	Looper (long)
10119	421	" (short)
10121	421	" Carrier with 1824
10122	418	" " Bracket
130D	1797	" " " Screw
10123	416	" " Crank
7958	4791	" " " Pin
209F	423	" " " Set Screw
10125	421	" " Needle Guard
233D	423	" " " " Screw ...
2077	4791	" " Pin
10127	4787	" " Pitman
378C	1797	" " " Hinge Screw (2).
1520E	421	" " " " " Nut (2)
1824	421	Looper Carrier Roller and Stud ...
10130	416	" " Shaft
10129	417	" Driving Bell Crank with 1807.
2D	416	" " " " Hinge Screw
1807	421	" " " " Roller and Stud
224F	423	Looper Screw
10088	4787	Needle Bar
10089	4787	Needle Bar complete, Nos. 10088, 10096, 10108 and 10110
10091	416	Needle Bar Connecting Link with two 390c
390C	423	Needle Bar Connecting Link Adjust- ing Screw
29C	1797	Needle Bar Connecting Link Hinge Screw

No.	Plate	Name
7548	—	Needle Bar Connecting Stud
7448	416	" " " " 7548 with 155c
155C	4791	Needle Bar Connecting Stud Set Screw
10557	4787	Needle Bar Frame
10897	—	" " " Bell Crank with 1813
1813	421	Needle Bar Frame Bell Crank Rol- ler and Stud
307C	1797	Needle Bar Frame Bell Crank Screw Center (2)
1513E	423	Needle Bar Frame Bell Crank Screw Center Nut (2)
10101	416	Needle Bar Frame Cam with two 445c
445C	423	Needle Bar Frame Cam Set Screw..
10103	4787	" " " Connecting Rod with 390c
390C	423	Needle Bar Frame Connecting Rod Adjusting Screw
10104	421	Needle Bar Frame Connecting Rod Ball
147C	1797	Needle Bar Frame Connecting Rod Ball Screw
37E	1797	Needle Bar Frame Regulating Screw Stud
1514C	423	Needle Bar Frame Regulating Screw Stud Nut
307C	1797	Needle Bar Frame Screw Center (lower)
306C	1797	Needle Bar Frame Screw Center (upper)
1513E	423	Needle Bar Frame Screw Center Nut (2)
18876	—	Needle Bar Packing Cord (2)
290E	1797	" " Screw Bushing (2) ...
10093	416	" " Thread Take-up with 10114
10094	421	Needle Bar Thread Take-up Roller
10095	421	" " " " " " Cap
233D	423	Needle Bar Thread Take-up Roller Cap Screw
10114	421	Needle Bar Thread Take-up Roller Pin
209F	423	Needle Bar Thread Take-up Set Screw

No.	Plate	Name
10096	416	Needle Bar Thread Take-up complete, Nos. 209F, 233D and 10093 to 10095
10105	421	Needle Clamp
10106	421	" " Disc
10107	421	" " " Spring
93H	423	" " " " Screw
10108	421	" " Gib
209F	423	" " Set Screw
10109	421	" " Thread Guide
665D	1797	" " " " Screw ..
10110	421	Needle Clamp complete, Nos. 93H, 209F, 665D, 10105, 10107, 10109 and two 10106
10134	416	Spreader (left) with 99c and 10136
664D	4791	" " Stop Screw
10132	416	" (right) with 99c and 10136 ..
240D	423	" " Stop Screw
99c	423	" Hinge Screw
10135	421	" Spring
10136	421	" " Hook
2102	416	Tension (under thread) Disc
1560c	421	" " " " Regulating Thumb Nut
50021D	—	Tension (under thread) Screw Stud
10148	421	" " " Spring
10145	421	" " " Thread Guide
10144	4787	" (upper thread) and Spool Bracket
10146	—	Tension (upper thread) and Spool Bracket complete, Nos. 415D, 488D, 1560c, 2103, 8039, 10111, 10112, 10144, 10145 and two 2102
159D	423	Tension (upper thread) and Spool Bracket Screw (2)
2102	416	Tension (upper thread) Disc
1560c	421	" " " " Regulating Thumb Nut
2103	421	Tension (upper thread) Spring
415D	1797	" " " Stud
10145	421	" " " Thread Guide
10150	416	Thread (under) Cord Guide
333D	423	" " " " Screw ..
10147	4787	" " Spool Bracket
159D	423	" " " " Screw (2)
488D	419	" " " Spindle, 3½ in. long
487D	419	Thread (under) Spool Spindle, 4 in. long

No.	Plate	Name
10111	421	Thread (under) Spool Spindle Inside Cone (2)
10112	421	Thread (under) Spool Spindle Inside Cone Spring (2)
8064	—	Thread (under) Spool Spindle Outside Cone (2)
8039	416	Thread (under) Spool Spindle Outside Cone 8064 with 759F (2) ...
759F	423	Thread (under) Spool Spindle Outside Cone Thumb Screw
10149	416	Thread (under) Take-up Spring ...
10145	421	" " Thread Guide
10137	416	" (upper) Nipper Arm
77D	1797	" " " " Hinge Screw
1821	421	Thread (upper) Nipper Arm Roller and Stud
10139	418	Thread (upper) Nipper Cam with 435c
3012	421	Thread (upper) Nipper Cam Pin ..
435c	1797	" " " " Set Screw
8800	421	Thread (upper) Nipper Disc
1645E	1797	" " " " Regulating Thumb Nut
1547D	423	Thread (upper) Nipper Disc Regulating Thumb Nut Lock Nut ...
1153c	1797	Thread (upper) Nipper Disc Screw Stud
1547D	423	Thread (upper) Nipper Disc Screw Stud Nut
10140	416	Thread (upper) Nipper Lever
49F	1797	" " " " Screw
10141	421	" " " " Spring
10142	416	" " " Link
488D	419	" " Spool Spindle, 3½ in. long
10111	421	Thread (upper) Spool Spindle Inside Cone
10112	421	Thread (upper) Spool Spindle Inside Cone Spring
8064	—	Thread (upper) Spool Spindle Outside Cone
8039	416	Thread (upper) Spool Spindle Outside Cone 8064 with 759F
759F	423	Thread (upper) Spool Spindle Outside Cone Thumb Screw
10151	416	Thread (upper) Take-up Spring ...
236F	423	" " " " Screw

LIST OF PARTS COMPLETE

FOR

MACHINE No. 23-11

HAS CUTTING ATTACHMENT, STRAIGHT BARRING
ATTACHMENT AND AUTOMATIC STOP

For Cloth

Makes Buttonholes $\frac{1}{2}$ to $1\frac{1}{2}$ inches long

No.	Plate	Name
*10890	---	Arm with 771D and 10008
8582	421	" Dowel Pin (2)
118E	1797	" Screw (3)
10002	417	" Shaft (horizontal)
18820	1784	" " " Gear with 453c
2117	421	" " " " Pin
453c	423	" " " " Set Screw
144D	1797	" " " " Screw
10005	417	" " (upright)
18821	1784	" " " Gear with 453c ..
2117	421	" " " " Pin
453c	423	" " " " Set Screw ..
*10008	---	" Side Plate
771D	1797	" " " Thumb Screw
10217	418	Barring Lever
10218	420	" " Cap
176D	423	" " " Screw (2)
10219	420	" " Clutch
217F	423	" " " Adjusting Screw (2)
10220	420	Barring Lever Clutch Lever
100D	423	" " " " Hinge Screw
10222	420	Barring Lever Clutch Lever Yielding Connection with 10251
91F	423	Barring Lever Clutch Lever Yielding Connection Guide Screw
106D	423	Barring Lever Clutch Lever Yielding Connection Hinge Screw
10223	423	Barring Lever Clutch Lever Yielding Connection Spring
10251	423	Barring Lever Clutch Lever Yielding Connection Spring Hook

No.	Plate	Name
233D	423	Barring Lever Clutch Lever Yielding Connection Spring Screw
*10581	---	Bed
18805	---	" Plate with 18620, 18621 and four 405E, for $\frac{1}{2}$ to 1 in. buttonholes ..
18806	---	Bed Plate 18805 with 18797, 18798 and four 231c
18758	---	Bed Plate complete, for $\frac{1}{2}$ to 1 in. buttonholes, Nos. 10024, 10306, 10637, 18806 and three 405E
13803	4789	Bed Plate with two 18619 and four 405E, for $1\frac{1}{8}$ to $1\frac{1}{2}$ in. buttonholes
18804	---	Bed Plate 18803 with 18797, 18798 and four 231c
18757	---	Bed Plate complete, for $1\frac{1}{8}$ to $1\frac{1}{2}$ in. buttonholes, Nos. 10024, 10306, 10637, 18804 and three 405E
10637	4792	Bed Plate Button
405E	423	" " " Screw
10306	418	" " " Slide
10307	418	" " " " Connection with 10136
10309	421	Bed Plate Button Slide Connection Spring
10136	421	Bed Plate Button Slide Connection Spring Hook (2)
214D	1797	Bed Plate Button Slide Connection Stop Screw
10020	416	Bed Plate Clamp Guide Slide with 1827
10021	416	Bed Plate Clamp Guide Slide Guide
399F	423	" " " " " " " Screw
1827	421	Bed Plate Clamp Guide Slide Roller and Stud
10023	416	Bed Plate Clamp Guide Slide Spring
10022	421	" " " " " " Stop Stud
10024	416	Bed Plate Clamp Guide complete, Nos. 10020, 10022, 10023, two 10021 and four 399F
18797	4792	Bed Plate Clamp Stop (left) with 18752
18798	4792	Bed Plate Clamp Stop (right) with 18752
231c	1797	Bed Plate Clamp Stop Screw
18752	---	" " " " Stud
10461	421	" " Dowel Pin
18619	4793	" " Protector, for $1\frac{1}{8}$ to $1\frac{1}{2}$ in. buttonholes, for 18799

No.	Plate	Name
405E	423	Bed Plate Protector Screw
389E	423	" " Screw (4)
10818	419	Clamp Arm (lower, left)
10817	419	" " (lower, right)
10820	419	" " (lower) Front Guide (left)
10819	419	Clamp Arm (lower) Front Guide (right)
10157	421	Clamp Arm (lower) Front Guide Dowel Pin
402D	423	Clamp Arm (lower) Front Guide Screw
10159	419	Clamp Arm (lower) Rear Guide (left)
10161	423	Clamp Arm (lower) Rear Guide (left) Rivet
10158	419	Clamp Arm (lower) Rear Guide (right)
10160	421	Clamp Arm (lower) Rear Guide (right) Rivet
10823	419	Clamp Arm (upper, left) with 10165
10822	419	" " (upper, right) with 10165
10164	419	" " (upper) Adjusting Slide
247F	423	" " " " " "
		Screw
10165	421	Clamp Arm (upper) Adjusting Slide Steady Pin
10170	419	Clamp Arm (upper) Connecting Yoke
10171	419	" " " " " "
		Link with two 220D
220D	423	Clamp Arm (upper) Connecting Yoke Link Screw
10172	419	Clamp Arm (upper) Hinge
10173	423	" " " " Pin
176D	423	" " " " Screw
10195	4792	" " " " Spring
10174	419	" " " " Spreader
10821	418	" " " " Lever
99C	423	" " " " Hinge Screw
10176	419	" " " " Link
105D	423	" " " " Hinge Screw
109D	423	" " " " Screw
10825	419	" Check (left), 1½ inch
10824	419	" " (right), 1½ inch
10157	421	" " Hinge Pin
10177	419	" Crank Shaft
10179	419	" " " Bracket (left) ...
10178	419	" " " " (right) ...
397E	423	" " " " Screw (large)

No.	Plate	Name
223E	423	Clamp Crank Shaft Bracket Screw (small)
10180	419	Clamp Crank Shaft Lever
10181	423	" " " " Pin
10182	419	" Guide Pin
10183	419	" " " Lifter
103D	423	" " " " Hinge Screw.
10184	419	" " " " Spring
233D	423	" " " " " Screw..
10157	421	" " " " Stop Pin
10185	419	" " " " Post
10828	4787	" Plate
10187	423	" Thread Catch
240D	423	" " " Screw
10829	---	Clamp, 1¼ in., complete, Nos. 99E, 103D, 105D, 109D, 233D, 240D, 10158, 10159, 10170, 10171, 10174, 10176 to 10185, 10187, 10817 to 10823, 10826 to 10828, two each 176D, 223E, 247F, 397E, 402D, 10160, 10161, 10164, 10172, 10173, 10195 and five 10157
10830	4787	Clamp, 1½ in., complete, Nos. 99E, 103D, 105D, 109D, 233D, 240D, 10158, 10159, 10170, 10171, 10174, 10176 to 10185, 10187, 10817 to 10825, 10828, two each 176D, 223E, 247F, 397E, 402D, 10160, 10161, 10164, 10172, 10173, 10195 and five 10157
18750	4791	Cutting Block (brass), ½ in. for 10632
18751	4791	Cutting Block (brass), ⅜ in. for 10632
10464	422	Cutting Block (brass), ⅝ in., for 10547
10465	422	Cutting Block (brass), ¾ in., for 10547
10466	422	Cutting Block (brass), ⅞ in., for 10549
10467	422	Cutting Block (brass), 1 in., for 10549
10471	422	Cutting Block (brass), 1¼ in., for 10551
10472	422	Cutting Block (brass), 1½ in., for 10551
10473	422	Cutting Block (brass), 1¾ in., for 10551
10474	422	Cutting Block (brass), 1⅞ in., for 10551

No.	Plate	Name
10452	417	Cutting Block Arm
10453	422	" " " Ratchet Wheel..
10454	422	" " " " " Re- taining Spring Latch
159D	423	Cutting Block Arm Ratchet Wheel Retaining Spring Latch Screw ..
304C	1797	Cutting Block Arm Screw Center (2)
1513E	423	" " " " " Nut (2)
10455	418	Cutting Block Arm Spring
444F	423	" " Set Screw
10229	417	Driving and Stop Motion Balance Wheel with two 445c
445C	423	Driving and Stop Motion Balance Wheel Set Screw
10230	418	Driving and Stop Motion Connecting Rod
10232	—	Driving and Stop Motion Connecting Rod 10230 with 10231
10231	420	Driving and Stop Motion Connecting Rod Head
38D	1797	Driving and Stop Motion Connecting Rod Head Hinge Screw
10233	420	Driving and Stop Motion Connecting Rod Link
57C	1797	Driving and Stop Motion Connecting Rod Link Hinge Screw
10235	417	Driving and Stop Motion Friction Pulley with 10236
10236	420	Driving and Stop Motion Friction Pulley Center Bearing
10238	417	Driving and Stop Motion Friction Pulley Washer (paper)
10239	417	Driving and Stop Motion Lever with 10556
124F	1797	Driving and Stop Motion Lever Ad- justing Screw (2)
1518E	423	Driving and Stop Motion Lever Ad- justing Screw Nut (2)
10240	417	Driving and Stop Motion Lever Bracket
355D	1797	Driving and Stop Motion Lever Bracket Screw (2)
9263	423	Driving and Stop Motion Lever Bracket Screw Washer (2)
10241	4793	Driving and Stop Motion Lever Friction Pad (leather)
401E	423	Driving and Stop Motion Lever Friction Pad Screw (4)

No.	Plate	Name
150D	1797	Driving and Stop Motion Lever Screw
10243	420	Driving and Stop Motion Lever Screw Washer
10242	420	Driving and Stop Motion Lever Spring
10556	4792	Driving and Stop Motion Lever Spring Pin
159D	423	Driving and Stop Motion Lever Spring Screw
6312	423	Driving and Stop Motion Lever Spring Screw Washer
10245	420	Driving and Stop Motion Ratchet Lever with 1823 and 10251
196F	1797	Driving and Stop Motion Ratchet Lever Adjusting Screw
63D	1797	Driving and Stop Motion Ratchet Lever Hinge Screw
10247	420	Driving and Stop Motion Ratchet Lever Pawl with 10248
100D	423	Driving and Stop Motion Ratchet Lever Pawl Hinge Screw
10248	423	Driving and Stop Motion Ratchet Lever Pawl Pin
10249	420	Driving and Stop Motion Ratchet Lever Pawl Spring
236F	423	Driving and Stop Motion Ratchet Lever Pawl Spring Screw
1823	423	Driving and Stop Motion Ratchet Lever Roller and Stud
5569	416	Driving and Stop Motion Ratchet Lever Spring
10257	423	Driving and Stop Motion Ratchet Lever Spring Hook
10582	418	Driving and Stop Motion Starting Lever
52C	1797	Driving and Stop Motion Starting Lever Hinge Screw
10254	420	Driving and Stop Motion Tripping Lever with two 10257
10255	420	Driving and Stop Motion Tripping Lever Catch
106D	423	Driving and Stop Motion Tripping Lever Catch Hinge Screw
10223	423	Driving and Stop Motion Tripping Lever Catch Spring
233D	423	Driving and Stop Motion Tripping Lever Catch Spring Screw
77D	1797	Driving and Stop Motion Tripping Lever Hinge Screw

No.	Plate	Name
10256	420	Driving and Stop Motion Tripping Lever Spring
10257	423	Driving and Stop Motion Tripping Lever Spring Pin
18576	4793	Eye Stop, for 10632
10893	4793	" " " 10547 and 10549
1071c	4791	" " Adjusting Screw
1518E	423	" " " " Nut
10026	4787	Face Plate
176D	423	" " Screw (3)
10152	421	" " Thread Guide
10028	417	Feed Driving Bell Crank Lever with 1805
2D	416	Feed Driving Bell Crank Lever Hinge Screw
1805	421	Feed Driving Bell Crank Lever Roller and Stud
10261	4792	Feed Hand Ratchet Lever
10262	4792	" " " " Handle..
52c	1797	" " " " Hinge Screw
18877	—	Feed Hand Ratchet Pawl with 18791
10034	421	" " " " Hinge Stud
5569	416	" " " " Spring
18791	4791	" " " " Hook
10061	4792	" " " " Pin, for Bed
18878	—	Feed Hand Ratchet complete, Nos. 10034, 10261, 10262 and 18877 ...
10370	417	Feed and Looper Cam with two 445c
445c	423	" " " " Set Screw ..
10041	416	" Regulator (long)
10558	416	" " (reverse)
10559	416	" " (short)
176D	423	" " Screw (2)
18894	—	" Shipper Lever with 1814, for buttonholes from $\frac{1}{2}$ to $1\frac{1}{4}$ in. long
10477	418	Feed Shipper Lever with 1814, for buttonholes $1\frac{3}{8}$ and $1\frac{1}{2}$ in. long ..
71D	1797	Feed Shipper Lever Hinge Screw..
1814	421	" " " Roller and Stud
10929	—	" Wheel with 207c, 10082, 10686, 10687, 10895, two each 401E and 756E, for $\frac{1}{2}$ in. buttonhole
10930	—	Feed Wheel with 207c, 10365, 10688, 10689, 10895, two each 401E and 756E, for $\frac{3}{8}$ in. buttonhole
10931	—	Feed Wheel with 207c, 756E, 10366, 10690, 10691, 10895 and three 401E, for $\frac{1}{2}$ in. buttonhole

No.	Plate	Name
10932	—	Feed Wheel with 207c, 756E, 10408, 10692, 10693, 10895 and three 401E, for $\frac{1}{2}$ in. buttonhole
10933	—	Feed Wheel with 207c, 756E, 10085, 10694, 10695, 10895 and three 401E, for $\frac{3}{8}$ in. buttonhole
10934	417	Feed Wheel with 207c, 756E, 10367, 10696, 10697, 10895 and three 401E, for $\frac{3}{8}$ in. buttonhole
10935	—	Feed Wheel with 207c, 756E, 10368, 10698, 10699, 10895 and three 401E, for 1 in. buttonhole
10975	—	Feed Wheel with 207c, 756E, 10705, 10895, 10977, 10978 and three 401E, for $1\frac{1}{8}$ in. buttonhole
10937	—	Feed Wheel with 207c, 401E, 10700, 10701, 10706, 10895 and three 756E, for $1\frac{1}{8}$ in. buttonhole
10938	—	Feed Wheel with 207c, 10702, 10703, 10707, 10895 and four 756E, for $1\frac{1}{8}$ in. buttonhole
18573	—	Feed Wheel with 207c, 10708, 10895, 18574, 18575, two each 401E and 756E, for $1\frac{1}{8}$ in. buttonhole
10940	—	Feed Wheel with 207c, 10709, 10895, 14105, 18895, 18896 and three 401E, for $1\frac{1}{8}$ in. buttonhole
10059	416	Feed Wheel Brake Dog with 10060.
5569	416	" " " " Spring
10035	421	" " " " Hook
10060	421	" " " " Stud
10686	—	" " Cam Groove Protector, $\frac{1}{2}$ in. (inside), for 10929
10687	—	Feed Wheel Cam Groove Protector, $\frac{1}{2}$ in. (outside), for 10929
10688	—	Feed Wheel Cam Groove Protector, $\frac{3}{8}$ in. (inside), for 10930
10689	—	Feed Wheel Cam Groove Protector, $\frac{3}{8}$ in. (outside), for 10930
10690	—	Feed Wheel Cam Groove Protector, $\frac{3}{8}$ in. (inside), for 10931
10691	—	Feed Wheel Cam Groove Protector, $\frac{3}{8}$ in. (outside), for 10931
10692	—	Feed Wheel Cam Groove Protector, $\frac{1}{2}$ in. (inside), for 10932
10693	—	Feed Wheel Cam Groove Protector, $\frac{1}{2}$ in. (outside), for 10932
10694	—	Feed Wheel Cam Groove Protector, $\frac{3}{8}$ in. (inside), for 10933

No.	Plate	Name
10695	—	Feed Wheel Cam Groove Protector, $\frac{3}{4}$ in. (outside), for 10933
10696	—	Feed Wheel Cam Groove Protector, $\frac{3}{8}$ in. (inside), for 10934
10697	—	Feed Wheel Cam Groove Protector, $\frac{7}{8}$ in. (outside), for 10934
10698	—	Feed Wheel Cam Groove Protector, 1 in. (inside), for 10935
10699	—	Feed Wheel Cam Groove Protector, 1 in. (outside), for 10935
10977	—	Feed Wheel Cam Groove Protector, $1\frac{1}{16}$ in. (inside), for 10975
10978	—	Feed Wheel Cam Groove Protector, $1\frac{1}{16}$ in. (outside), for 10975
10700	—	Feed Wheel Cam Groove Protector, $1\frac{1}{8}$ in. (inside), for 10937
10701	—	Feed Wheel Cam Groove Protector, $1\frac{1}{8}$ in. (outside), for 10937
10702	—	Feed Wheel Cam Groove Protector, $1\frac{1}{4}$ in. (inside), for 10938
10703	—	Feed Wheel Cam Groove Protector, $1\frac{1}{4}$ in. (outside), for 10938
18574	—	Feed Wheel Cam Groove Protector, $1\frac{3}{8}$ in. (inside), for 18573
18575	—	Feed Wheel Cam Groove Protector, $1\frac{3}{8}$ in. (outside), for 18573
401E	423	Feed Wheel Cam Groove Protector Screw (long)
756E	4791	Feed Wheel Cam Groove Protector Screw (short)
18563	4787	Feed Wheel Driving Lever with 129E
129E	4791	" " " " Adjusting Screw
10063	416	Feed Wheel Driving Lever Block
357E	1797	" " " " " Adjusting Screw
1520E	421	Feed Wheel Driving Lever Block Adjusting Screw Nut
8734	416	Feed Wheel Driving Lever Spring
10061	4792	" " " " " Pin
429C	1797	Feed Wheel Driving Lever Supporting Screw
1513E	423	Feed Wheel Driving Lever Supporting Screw Nut
10296	416	Feed Wheel Friction Block
10030	416	" " " " Spring ..
430C	1797	" " " " " Adjusting Screw

No.	Plate	Name
1520E	421	Feed Wheel Friction Block Spring Adjusting Screw Nut
10082	—	Feed Wheel Latch, $\frac{1}{8}$ in., for 10929
10365	—	" " " " $\frac{1}{8}$ in., for 10930
10366	—	" " " " $\frac{5}{8}$ in., for 10931
10408	—	" " " " $\frac{1}{4}$ in., for 10932
10085	—	" " " " $\frac{3}{4}$ in., for 10933
10367	—	" " " " $\frac{7}{8}$ in., for 10934
10368	—	" " " " 1 in., for 10935
10705	—	" " " " $1\frac{1}{16}$ in., for 10975
10706	—	" " " " $1\frac{1}{8}$ in., for 10937
10707	—	" " " " $1\frac{1}{4}$ in., for 10938
10708	—	" " " " $1\frac{3}{8}$ in., for 18573
10709	—	" " " " $1\frac{1}{2}$ in., for 10940
10895	4793	" " Tripping Point
207C	4791	" " " " Screw ..
10526	—	Knife, $\frac{1}{2}$ in. (large size eye)
10527	422	" $\frac{9}{16}$ in. (large size eye)
10528	422	" $\frac{5}{8}$ in. (large size eye)
10529	—	" $\frac{1}{2}$ in. (large size eye)
10530	422	" $\frac{3}{4}$ in. (large size eye)
10531	—	" $\frac{7}{8}$ in. (large size eye)
10532	422	" 1 in. (large size eye)
10533	—	" $1\frac{1}{8}$ in. (large size eye)
10534	422	" $1\frac{1}{4}$ in. (large size eye)
10535	422	" $1\frac{1}{2}$ in. (large size eye)
10632	1784	" Holder with 209F and two 10556, for 10526 and 10527
10547	1784	Knife Holder with 209F and two 10556, for 10528 to 10530
10549	418	Knife Holder with 209F and two 10556, for 10531 and 10532
10551	418	Knife Holder with 209F and two 10556, for 10533 to 10535
10552	422	Knife Holder Adjusting Collar with 453c
453C	422	Knife Holder Adjusting Collar Set Screw
10553	422	Knife Holder Connecting Link ..
72D	423	" " " " " Hinge Screw
10554	421	Knife Holder Connecting Link Pin ..
10555	418	" " " " " Hinge Pin
450C	423	" " " " " Set Screw (2)
10560	417	Knife Holder Lifting Rock Shaft ..
10561	418	" " " " " " Connecting Link
10562	421	Knife Holder Lifting Rock Shaft Connecting Link Pin (2)

For the use of Diamond Needle Co.

No.	Plate	Name
293c	420	Knife Holder Lifting Rock Shaft Screw Center (2)
1501E	420	Knife Holder Lifting Rock Shaft Screw Center Nut (2)
10556	4792	Knife Position Pin
209F	423	" Set Screw
10371	423	Looper (long)
10372	423	" (short)
10373	420	" Carrier
10122	418	" " Bracket
7958	4791	" " " Dowel Pin
130D	1797	" " " Screw
10123	416	" " Crank
7958	4791	" " " Pin
209F	423	" " " Set Screw
10374	423	" " Needle Guard
233D	423	" " " " Screw
2077	4791	" " Pin
10127	4787	" " Pitman
378C	1797	" " " Hinge Screw (2)
1520E	421	" " " " " Nut (2)
10130	416	Looper Carrier Shaft
10129	417	" Driving Bell Crank with 1807
2D	416	" " " " Hinge Screw
1807	421	" " " " Roller and Stud
224F	423	Looper Screw
10088	4787	Needle Bar
10089	4787	Needle Bar complete, Nos. 10088, 10096, 10108 and 10110
10091	416	Needle Bar Connecting Link with two 390c
390c	423	Needle Bar Connecting Link Adjust- ing Screw
29c	1797	Needle Bar Connecting Link Hinge Screw
7548	—	Needle Bar Connecting Stud
7448	416	" " " " 7548 with 155c
155c	4791	Needle Bar Connecting Stud Set Screw
10557	4787	Needle Bar Frame
10897	—	" " " Bell Crank with 1813
1813	421	Needle Bar Frame Bell Crank Roller and Stud
307c	1797	Needle Bar Frame Bell Crank Screw Center (2)

No.	Plate	Name
1513E	423	Needle Bar Frame Bell Crank Screw Center Nut (2)
10101	416	Needle Bar Frame Cam with two 445c
445c	423	Needle Bar Frame Cam Set Screw
10103	4787	" " " Connecting Rod with 390c
390c	423	Needle Bar Frame Connecting Rod Adjusting Screw
10104	421	Needle Bar Frame Connecting Rod Ball
147c	1797	Needle Bar Frame Connecting Rod Ball Screw
37E	1797	Needle Bar Frame Regulating Screw Stud
1514c	423	Needle Bar Frame Regulating Screw Stud Nut
307c	1797	Needle Bar Frame Screw Center (lower)
306c	1797	Needle Bar Frame Screw Center (upper)
1513E	423	Needle Bar Frame Screw Center Nut (2)
18876	—	Needle Bar Packing Cord (2)
290E	1797	" " Screw Bushing
10093	416	" " Thread Take-up with 10114
10094	421	Needle Bar Thread Take-up Roller
10095	421	" " " " " "
233D	423	Cap
10114	421	Needle Bar Thread Take-up Roller Cap Screw
209F	423	Needle Bar Thread Take-up Roller Pin
10096	416	Needle Bar Thread Take-up Set Screw
10105	421	Needle Bar Thread Take-up com- plete, Nos. 209F, 233D and 10093 to 10095
10105	421	Needle Clamp
10106	421	" " Disc
10107	421	" " " Spring
93H	423	" " " " Screw
10108	421	" " Gib
209F	423	" " Set Screw
10109	421	" " Thread Guide
665D	1797	" " " " Screw
10110	421	Needle Clamp complete, Nos. 93H, 209F, 665D, 10105, 10107, 10109 and two 10106

No.	Plate	Name
10378	423	Spreader (left) with 110c
10376	423	" (right) with 110c
10382	423	" Cam (left)
10381	423	" " (right)
10383	423	" " Adjusting Slide (2) ...
185ff	1797	" " " " Screw (2)
228D	423	" " Screw (2)
110c	423	" Hinge Screw
10223	423	" Spring (2)
10136	421	" " Hook
229D	423	" " Screw (2)
2102	416	Tension (under thread) Disc (2) ..
1560c	421	" " " " Regulating Thumb Nut
50021D	---	Tension (under thread) Screw Stud
10148	421	" " " Spring
10145	421	" " " Thread Guide
10144	421	" (upper thread) and Spool Bracket
10146	---	Tension (upper thread) and Spool Bracket complete, Nos. 415D, 488D, 1560c, 2103, 8039, 10111, 10112, 10144, 10145 and two 2102
159D	423	Tension (upper thread) and Spool Bracket Screw (2)
2102	416	Tension (upper thread) Disc
1560c	421	" " " " Regulating Thumb Nut
2103	421	Tension (upper thread) Spring
415D	1797	" " " Stud
10145	421	" " " Thread Guide
10150	416	Thread (under) Cord Guide
333D	423	" " " " Screw ..
10147	4787	" " Spool Bracket
159D	423	" " " " Screw (2)
488D	419	" " " Spindle, 3½ in. long
487D	419	Thread (under) Spool Spindle, 4 in. long
10111	421	Thread (under) Spool Spindle Inside Cone (2)
10112	421	Thread (under) Spool Spindle Inside Cone Spring (2)
8064	---	Thread (under) Spool Spindle Out- side Cone
8039	416	Thread (under) Spool Spindle Out- side Cone 8064 with 759F (2) ...
759F	423	Thread (under) Spool Spindle Out- side Cone Thumb Screw

No.	Plate	Name
10149	416	Thread (under) Take-up Spring ...
10145	421	" " Thread Guide
10137	416	" (upper) Nipper Arm
77D	1797	" " " " Hinge Screw
1821	421	Thread (upper) Nipper Arm Roller and Stud
10139	418	Thread (upper) Nipper Cam with 435c
3012	421	Thread (upper) Nipper Cam Pin ..
435c	1797	" " " " Set Screw
8800	421	Thread (upper) Nipper Disc (2) ...
1645E	1797	" " " " Regu- lating Thumb Nut
1547D	423	Thread (upper) Nipper Disc Regu- lating Thumb Nut Lock Nut
1153c	1797	Thread (upper) Nipper Disc Screw Stud
1547D	423	Thread (upper) Nipper Disc Screw Stud Nut
10140	416	Thread (upper) Nipper Lever
49F	1797	" " " " Screw
10141	421	" " " " Spring
10142	416	" " " Link
488D	419	" " Spool Spindle, 3½ in. long
10111	421	Thread (upper) Spool Spindle Inside Cone
10112	421	Thread (upper) Spool Spindle Inside Cone Spring
8064	---	Thread (upper) Spool Spindle Out- side Cone
8039	416	Thread (upper) Spool Spindle Out- side Cone 8064 with 759F
759F	423	Thread (upper) Spool Spindle Out- side Cone Thumb Screw
10151	416	Thread (upper) Take-up Spring ...
236F	423	" " " " Screw

**LIST OF PARTS COMPLETE
FOR
MACHINE No. 23-12**

HAS CUTTING ATTACHMENT, TAPER BAR
ATTACHMENT UP TO $1\frac{1}{8}$ INCH AND
AUTOMATIC STOP

For Cloth

Makes Buttonholes $\frac{1}{2}$ to $1\frac{1}{8}$ inches long

No.	Plate	Name
*10890	—	Arm with 771D and 10008
8582	421	" Dowel Pin (2)
118E	1797	" Screw (3)
10002	417	" Shaft (horizontal)
18820	1784	" " " Gear with 453c
2117	421	" " " " Pin
453C	423	" " " " Set Screw
144D	1797	" " " " Screw
10005	417	" " (upright)
18821	1784	" " " Gear with 453c ..
2117	421	" " " " Pin
453C	423	" " " " Set Screw ..
*10008	—	" Side Plate
771D	1797	" " " Thumb Screw
10217	418	Barring Lever
10218	420	" " Cap
176D	423	" " " Screw (2)
10219	420	" " Clutch
217F	423	" " " Adjusting Screw (2)
10220	420	Barring Lever Clutch Lever
100D	423	" " " " Hinge Screw
10222	420	Barring Lever Clutch Lever Yielding Connection with 10251
91F	423	Barring Lever Clutch Lever Yielding Connection Guide Screw
106D	423	Barring Lever Clutch Lever Yielding Connection Hinge Screw
10223	423	Barring Lever Clutch Lever Yielding Connection Spring

No.	Plate	Name
10251	423	Barring Lever Clutch Lever Yielding Connection Spring Hook
233D	423	Barring Lever Clutch Lever Yielding Connection Spring Screw
*10581	—	Bed
18801	—	" Plate with 18620, 18621 and four 405E, for $\frac{1}{2}$ to 1 in. buttonholes ..
18802	—	Bed Plate 18801 with 18797, 18798 and four 231c
18760	—	Bed Plate complete, for $\frac{1}{2}$ to 1 in. buttonholes, Nos. 10024, 10575, 18802 and three 405E
18799	4789	Bed Plate with two 18619 and four 405E, for $1\frac{1}{8}$ to $1\frac{1}{2}$ in. buttonholes ..
18800	—	Bed Plate 18799 with 18797, 18798 and four 231c
18759	—	Bed Plate complete, for $1\frac{1}{8}$ to $1\frac{1}{2}$ in. buttonholes, Nos. 10024, 10575, 18800 and three 405E
10575	—	Bed Plate Button
405E	423	" " " Screw
10020	416	" " " Clamp Guide Slide with 1827
10021	416	Bed Plate Clamp Guide Slide Guide ..
399F	423	" " " " " " ..
		Screw
1827	421	Bed Plate Clamp Guide Slide Roller and Stud
10023	416	Bed Plate Clamp Guide Slide Spring ..
10022	421	" " " " " " ..
		Stop Stud
10024	416	Bed Plate Clamp Guide complete, Nos. 10020, 10022, 10023, two 10021 and four 399F
18797	4792	Bed Plate Clamp Stop (left) with 18752
18798	4792	Bed Plate Clamp Stop (right) with 18752
231C	1797	Bed Plate Clamp Stop Screw
18752	—	" " " " Stud
10461	421	" " Dowel Pin (2)
18620	4793	" " Protector (left), for $\frac{1}{2}$ to 1 in. buttonholes
18621	4793	Bed Plate Protector (right), for $\frac{1}{2}$ to 1 in. buttonholes
18619	4793	Bed Plate Protector, for $1\frac{1}{8}$ to $1\frac{1}{2}$ in. buttonholes
405E	423	Bed Plate Protector Screw
389F	423	" " " Screw (4)

No.	Plate	Name
10818	419	Clamp Arm (lower, left)
10817	419	“ “ (lower, right)
10820	419	“ “ (lower) Front Guide (left)
10819	419	Clamp Arm (lower) Front Guide (right)
10157	421	Clamp Arm (lower) Front Guide Dowel Pin
402D	423	Clamp Arm (lower) Front Guide Screw
10159	419	Clamp Arm (lower) Rear Guide (left)
10161	423	Clamp Arm (lower) Rear Guide (left) Rivet
10158	419	Clamp Arm (lower) Rear Guide (right)
10160	421	Clamp Arm (lower) Rear Guide (right) Rivet
10823	419	Clamp Arm (upper, left) with 10165
10822	419	“ “ (upper, right) with 10165
10164	419	“ “ (upper) Adjusting Slide
247F	423	“ “ “ “ Screw
10165	421	Clamp Arm (upper) Adjusting Slide Steady Pin
10170	419	Clamp Arm (upper) Connecting Yoke
10171	419	“ “ “ “ “ “ Link with two 220D
220D	423	Clamp Arm (upper) Connecting Yoke Link Screw
10172	419	Clamp Arm (upper) Hinge
10173	423	“ “ “ “ Pin
176D	423	“ “ “ Screw
10195	4792	“ “ “ Spring
10174	419	“ “ Spreader
10821	418	“ “ “ Lever
99E	423	“ “ “ “ Hinge Screw
10176	419	“ “ “ “ Link
105D	423	“ “ “ “ “ Hinge Screw
109D	423	Clamp Arm Spreader Screw
10825	419	“ Check (left), 1½ inch
10824	419	“ “ (right), 1½ inch
10157	421	“ “ Hinge Pin
10177	419	“ Crank Shaft
10179	419	“ “ “ Bracket (left) ..
10178	419	“ “ “ “ (right) ...
397E	423	“ “ “ “ “ Screw (large)

No.	Plate	Name
223E	423	Clamp Crank Shaft Bracket Screw (small)
10180	419	Clamp Crank Shaft Lever
10181	423	“ “ “ “ Pin
10182	419	“ Guide Pin
10183	419	“ “ “ Lifter
103D	423	“ “ “ “ Hinge Screw.
10184	419	“ “ “ “ Spring
233D	423	“ “ “ “ “ Screw..
10157	421	“ “ “ “ Stop Pin
10185	419	“ “ “ Post
10573	4790	“ Plate
10202	—	Clamp Plate Deflecting Piece, ½ in. (left)
10201	—	Clamp Plate Deflecting Piece, ½ in. (right)
10204	—	Clamp Plate Deflecting Piece, ⅝ in. (left)
10203	—	Clamp Plate Deflecting Piece, ⅝ in. (right)
10206	4790	Clamp Plate Deflecting Piece, ⅝ in. (left)
10205	4790	Clamp Plate Deflecting Piece, ⅝ in. (right)
10386	—	Clamp Plate Deflecting Piece, 11⁄8 in. (left)
10385	—	Clamp Plate Deflecting Piece, 11⁄8 in. (right)
10208	—	Clamp Plate Deflecting Piece, 1¼ in. (left)
10207	—	Clamp Plate Deflecting Piece, 1¼ in. (right)
10210	—	Clamp Plate Deflecting Piece, 1⅓ in. (left)
10209	—	Clamp Plate Deflecting Piece, 1⅓ in. (right)
10212	—	Clamp Plate Deflecting Piece, 1 in. (left)
10211	—	Clamp Plate Deflecting Piece, 1 in. (right)
10946	—	Clamp Plate Deflecting Piece, 1⅜ in. (left)
10945	—	Clamp Plate Deflecting Piece, 1⅜ in. (right)
10214	—	Clamp Plate Deflecting Piece, 1½ in. (left)
10213	—	Clamp Plate Deflecting Piece, 1½ in. (right)
10388	—	Clamp Plate Deflecting Piece, 1½ in. (left)

No.	Plate	Name
10387	—	Clamp Plate Deflecting Piece, 1 $\frac{1}{4}$ in. (right)
10390	—	Clamp Plate Deflecting Piece, 1 $\frac{3}{8}$ in. (left)
10389	—	Clamp Plate Deflecting Piece, 1 $\frac{3}{8}$ in. (right)
757E	4791	Clamp Plate Deflecting Piece Screw
10187	423	" Thread Catch
240D	423	" " " Screw
10577	—	Clamp, 1 $\frac{1}{4}$ in., complete, Nos. 99E, 103D, 105D, 109D, 233D, 240D, 10158, 10159, 10170, 10171, 10174, 10176 to 10185, 10187, 10573, 10817 to 10823, 10826, 10827, two each 176D, 223E, 247F, 397E, 402D, 10160, 10161, 10164, 10172, 10173, 10195 and five 10157
10578	—	Clamp, 1 $\frac{1}{2}$ in., complete, Nos. 99E, 103D, 105D, 109D, 233D, 240D, 10158, 10159, 10170, 10171, 10174, 10176 to 10185, 10187, 10573, 10817 to 10825, two each 176D, 223E, 247F, 397E, 402D, 10160, 10161, 10164, 10172, 10173, 10195 and five 10157
18750	4791	Cutting Block (brass), $\frac{1}{2}$ in., for 10632
18751	4791	Cutting Block (brass), $\frac{3}{8}$ in., for 10632
10464	422	Cutting Block (brass), $\frac{5}{8}$ in., for 10547
10465	422	Cutting Block (brass), $\frac{3}{4}$ in., for 10547
10466	422	Cutting Block (brass), $\frac{7}{8}$ in., for 10549
10467	422	Cutting Block (brass), 1 in., for 10549
10471	422	Cutting Block (brass), 1 $\frac{1}{4}$ in., for 10551
10472	422	Cutting Block (brass), 1 $\frac{1}{4}$ in., for 10551
10473	422	Cutting Block (brass), 1 $\frac{3}{8}$ in., for 10551
10474	422	Cutting Block (brass), 1 $\frac{1}{2}$ in., for 10551
10452	417	Cutting Block Arm
10453	423	" " " Ratchet Wheel..
10454	422	" " " " " " " Re- taining Spring Latch
159F	423	Cutting Block Arm Ratchet Wheel Retaining Spring Latch Screw ..

No.	Plate	Name
304C	1797	Cutting Block Arm Screw Center (2)
1513E	423	" " " " " Nut (2)
10455	418	Cutting Block Arm Spring
444F	423	" " Set Screw (2)
10229	417	Driving and Stop Motion Balance Wheel with two 445c
445C	423	Driving and Stop Motion Balance Wheel Set Screw
10230	418	Driving and Stop Motion Connecting Rod
10232	—	Driving and Stop Motion Connecting Rod 10230 with 10231
10231	420	Driving and Stop Motion Connecting Rod Head
38D	1797	Driving and Stop Motion Connecting Rod Head Hinge Screw
10233	420	Driving and Stop Motion Connecting Rod Link
57C	1797	Driving and Stop Motion Connecting Rod Link Hinge Screw
10235	417	Driving and Stop Motion Friction Pulley with 10236
10236	420	Driving and Stop Motion Friction Pulley Center Bearing
10238	417	Driving and Stop Motion Friction Pulley Washer (paper)
10239	417	Driving and Stop Motion Lever with 10556
124F	1797	Driving and Stop Motion Lever Ad- justing Screw (2)
1518E	423	Driving and Stop Motion Lever Ad- justing Screw Nut (2)
10240	417	Driving and Stop Motion Lever Bracket
355D	1797	Driving and Stop Motion Lever Bracket Screw (2)
9263	423	Driving and Stop Motion Lever Bracket Screw Washer (2)
10241	4793	Driving and Stop Motion Lever Friction Pad (leather)
401E	423	Driving and Stop Motion Lever Friction Pad Screw (4)
150D	1797	Driving and Stop Motion Lever Screw
10243	420	Driving and Stop Motion Lever Screw Washer
10242	420	Driving and Stop Motion Lever Spring

No.	Plate	Name
10556	4792	Driving and Stop Motion Lever Spring Pin
159D	423	Driving and Stop Motion Lever Spring Screw
6312	423	Driving and Stop Motion Lever Spring Screw Washer
10245	420	Driving and Stop Motion Ratchet Lever with 1823 and 10251
196F	1797	Driving and Stop Motion Ratchet Lever Adjusting Screw
63D	1797	Driving and Stop Motion Ratchet Lever Hinge Screw
10247	420	Driving and Stop Motion Ratchet Lever Pawl with 10248
100D	423	Driving and Stop Motion Ratchet Lever Pawl Hinge Screw
10248	423	Driving and Stop Motion Ratchet Lever Pawl Pin
10249	420	Driving and Stop Motion Ratchet Lever Pawl Spring
236F	423	Driving and Stop Motion Ratchet Lever Pawl Spring Screw
1823	423	Driving and Stop Motion Ratchet Lever Roller and Stud
5569	416	Driving and Stop Motion Ratchet Lever Spring
10257	423	Driving and Stop Motion Ratchet Lever Spring Hook
10582	418	Driving and Stop Motion Starting Lever
52c	1797	Driving and Stop Motion Starting Lever Hinge Screw
10254	420	Driving and Stop Motion Tripping Lever with two 10257
10255	420	Driving and Stop Motion Tripping Lever Catch
106D	423	Driving and Stop Motion Tripping Lever Catch Hinge Screw
10223	423	Driving and Stop Motion Tripping Lever Catch Spring
233D	423	Driving and Stop Motion Tripping Lever Catch Spring Screw
77D	1797	Driving and Stop Motion Tripping Lever Hinge Screw
10256	420	Driving and Stop Motion Tripping Lever Spring
10257	423	Driving and Stop Motion Tripping Lever Spring Pin

No.	Plate	Name
18576	4793	Eye Stop, for 10632
10893	4793	" " " 10547 and 10549
1071c	4791	" " Adjusting Screw
1518E	423	" " " " Nut
10026	4787	Face Plate
176D	423	" " Screw (3)
10152	421	" " Thread Guide
10028	417	Feed Driving Bell Crank Lever with 1805
2D	416	Feed Driving Bell Crank Lever Hinge Screw
1805	421	Feed Driving Bell Crank Lever Roller and Stud
10261	4792	Feed Hand Ratchet Lever
10262	4792	" " " " Handle ..
52c	1797	" " " " Hinge Screw
18877	—	Feed Hand Ratchet Pawl with 18791
10034	421	" " " " Hinge Stud
5569	416	" " " " Spring ...
18791	4791	" " " " Hook
10061	4792	" " " " Pin, for Bed
18878	—	Feed Hand Ratchet complete, Nos. 10034, 10261, 10262 and 18877
10370	417	Feed and Looper Cam with two 445c
445c	423	" " " " Set Screw ..
10041	416	" Regulator (long)
10558	416	" " (reverse)
10559	416	" " (short)
176D	423	" " Screw (2)
18894	—	" Shipper Lever with 1814, for buttonholes from $\frac{1}{2}$ to $1\frac{1}{4}$ in. long
10477	418	Feed Shipper Lever with 1814, for buttonholes $1\frac{1}{8}$ and $1\frac{1}{4}$ in. long ..
71D	1797	Feed Shipper Lever Hinge Screw ..
1814	421	" " " Roller and Stud ..
10917	—	" Wheel with 207c, 10081, 10504, 10505, 10895, two each 401E and 756E, for $\frac{1}{2}$ in. buttonhole
10918	—	Feed Wheel with 207c, 10082, 10506, 10507, 10895, two each 401E and 756E, for $\frac{3}{8}$ in. buttonhole
10919	—	Feed Wheel with 207c, 10083, 10508, 10509, 10895, two each 401E and 756E, for $\frac{3}{8}$ in. buttonhole
10920	—	Feed Wheel with 207c, 756E, 10084, 10510, 10511, 10895 and three 401E, for $\frac{1}{4}$ in. buttonhole

No.	Plate	Name
10921	—	Feed Wheel with 207c, 756E, 10085, 10512, 10513, 10895 and three 401E, for $\frac{3}{4}$ in. buttonhole
10922	—	Feed Wheel with 207c, 10086, 10514, 10515, 10895 and four 401E, for $\frac{3}{8}$ in. buttonhole
10923	—	Feed Wheel with 207c, 756E, 10087, 10516, 10517, 10895 and three 401E, for 1 in. buttonhole
18562	—	Feed Wheel with 207c, 10520, 10895, 18507, 18508, two each 401E and 756E, for $1\frac{1}{8}$ in. buttonhole
10925	—	Feed Wheel with 207c, 401E, 10518, 10519, 10521, 10895 and three 756E, for $1\frac{1}{8}$ in. buttonhole
10959	—	Feed Wheel with 207c, 401E, 10895, 10962, 10963, 10967 and three 756E, for $1\frac{1}{4}$ in. buttonhole
18572	—	Feed Wheel with 207c, 10523, 10895, 18570, 18571, two each 401E and 756E, for $1\frac{3}{8}$ in. buttonhole
10960	—	Feed Wheel with 207c, 10524, 10895, 10964, 10965 and four 401E, for $1\frac{1}{2}$ in. buttonhole
10059	416	Feed Wheel Brake Dog with 10060
5569	416	" " " " Spring
10035	421	" " " " Hook
10060	421	" " " " Stud
10504	420	" " Cam Groove Protector, $\frac{1}{2}$ in. (inside), for 10917
10505	420	Feed Wheel Cam Groove Protector, $\frac{1}{2}$ in. (outside), for 10917
10506	—	Feed Wheel Cam Groove Protector, $\frac{9}{16}$ in. (inside), for 10918
10507	—	Feed Wheel Cam Groove Protector, $\frac{9}{16}$ in. (outside), for 10918
10508	—	Feed Wheel Cam Groove Protector, $\frac{5}{8}$ in. (inside), for 10919
10509	—	Feed Wheel Cam Groove Protector, $\frac{5}{8}$ in. (outside), for 10919
10510	—	Feed Wheel Cam Groove Protector, $\frac{11}{16}$ in. (inside), for 10920
10511	—	Feed Wheel Cam Groove Protector, $\frac{11}{16}$ in. (outside), for 10920
10512	—	Feed Wheel Cam Groove Protector, $\frac{3}{4}$ in. (inside), for 10921
10513	—	Feed Wheel Cam Groove Protector, $\frac{3}{4}$ in. (outside), for 10921
10514	—	Feed Wheel Cam Groove Protector, $\frac{3}{4}$ in. (inside), for 10922

No.	Plate	Name
10515	—	Feed Wheel Cam Groove Protector, $\frac{3}{8}$ in. (outside), for 10922
10516	—	Feed Wheel Cam Groove Protector, 1 in. (inside), for 10923
10517	—	Feed Wheel Cam Groove Protector, 1 in. (outside), for 10923
18507	—	Feed Wheel Cam Groove Protector, $1\frac{1}{8}$ in. (inside), for 18562
18508	—	Feed Wheel Cam Groove Protector, $1\frac{1}{8}$ in. (outside), for 18562
10518	—	Feed Wheel Cam Groove Protector, $1\frac{1}{8}$ in. (inside), for 10925
10519	—	Feed Wheel Cam Groove Protector, $1\frac{1}{8}$ in. (outside), for 10925
10962	—	Feed Wheel Cam Groove Protector, $1\frac{1}{4}$ in. (inside), for 10959
10963	—	Feed Wheel Cam Groove Protector, $1\frac{1}{4}$ in. (outside), for 10959
18570	—	Feed Wheel Cam Groove Protector, $1\frac{3}{8}$ in. (inside), for 18572
18571	—	Feed Wheel Cam Groove Protector, $1\frac{3}{8}$ in. (outside), for 18572
10964	—	Feed Wheel Cam Groove Protector, $1\frac{1}{2}$ in. (inside), for 10960
10965	—	Feed Wheel Cam Groove Protector, $1\frac{1}{2}$ in. (outside), for 10960
401E	423	Feed Wheel Cam Groove Protector Screw (long)
756E	4791	Feed Wheel Cam Groove Protector Screw (short)
18563	4787	Feed Wheel Driving Lever with 129E
129E	4791	" " " " Adjusting Screw
10063	416	Feed Wheel Driving Lever Block
357F	1797	" " " " " " Adjusting Screw
1520E	420	Feed Wheel Driving Lever Block Adjusting Screw Nut
8734	416	Feed Wheel Driving Lever Spring
10061	4792	" " " " " " Pin
429c	1797	Feed Wheel Driving Lever Supporting Screw
1513E	423	Feed Wheel Driving Lever Supporting Screw Nut
10296	416	Feed Wheel Friction Block
10030	416	" " " " Spring
430c	1797	" " " " " " Adjusting Screw

No.	Plate	Name
1520E	421	Feed Wheel Friction Block Spring Adjusting Screw Nut
10081	—	Feed Wheel Latch, $\frac{1}{2}$ in., for 10917
10082	416	" " " $\frac{3}{8}$ in., for 10918
10083	—	" " " $\frac{5}{8}$ in., for 10919
10084	—	" " " $\frac{11}{16}$ in., for 10920
10085	—	" " " $\frac{3}{4}$ in., for 10921
10086	—	" " " $\frac{7}{8}$ in., for 10922
10087	—	" " " 1 in., for 10923
10520	—	" " " $1\frac{1}{16}$ in., for 18562
10521	—	" " " $1\frac{1}{8}$ in., for 10925
10967	—	" " " $1\frac{1}{4}$ in., for 10959
10523	—	" " " $1\frac{3}{8}$ in., for 18752
10524	—	" " " $1\frac{1}{2}$ in., for 10960
10895	4793	" " Tripping Point
207c	4791	" " " " Screw ..
10526	—	Knife, $\frac{1}{2}$ in. (large size eye)
10527	422	" $\frac{3}{8}$ in. (large size eye)
10528	422	" $\frac{5}{8}$ in. (large size eye)
10529	—	" $1\frac{1}{8}$ in. (large size eye)
10530	422	" $\frac{3}{4}$ in. (large size eye)
10531	—	" $\frac{7}{8}$ in. (large size eye)
10532	422	" 1 in. (large size eye)
10533	—	" $1\frac{1}{8}$ in. (large size eye)
10534	422	" $1\frac{1}{4}$ in. (large size eye)
10535	422	" $1\frac{1}{2}$ in. (large size eye)
10632	1784	" Holder with 209F and two 10556, for 10526 and 10527
10547	1784	Knife Holder with 209F and two 10556, for 10528 to 10530
10549	418	Knife Holder with 209F and two 10556, for 10531 and 10532
10551	418	Knife Holder with 209F and two 10556, for 10533 to 10535
10552	422	Knife Holder Adjusting Collar with 453c
453c	422	Knife Holder Adjusting Collar Set Screw
10553	422	Knife Holder Connecting Link
72D	423	" " " " Hinge Screw
10554	421	Knife Holder Connecting Link Pin..
10555	418	" " Hinge Pin
450c	423	" " " " Set Screw (2)
10560	417	" " Lifting Rock Shaft
10561	418	" " " " " Con- necting Link
10562	421	Knife Holder Lifting Rock Shaft Connecting Link Pin (2)

No.	Plate	Name
293c	420	Knife Holder Lifting Rock Shaft Screw Center (2)
1501E	420	Knife Holder Lifting Rock Shaft Screw Center Nut (2)
10556	4792	Knife Position Pin
209F	423	" Set Screw
10371	423	Looper (long)
10372	423	" (short)
10373	420	" Carrier
10122	418	" " Bracket
7958	4791	" " " Dowel Pin
130D	1797	" " " Screw
10123	416	" " Crank
7958	4791	" " " Pin
209F	423	" " " Set Screw
10374	423	" " Needle Guard
233D	423	" " " " Screw ...
2077	4791	" " Pin
10127	4787	" " Pitman
378c	1797	" " " Hinge Screw (2)
1520E	421	" " " " " Nut (2)
10130	416	Looper Carrier Shaft
10129	417	" Driving Bell Crank with 1807
2D	416	" " " " Hinge Screw
1807	421	" " " " Roller and Stud
224F	423	Looper Screw (2)
10088	4787	Needle Bar
10089	4787	Needle Bar complete, Nos. 10088, 10096, 10108 and 10110
10091	416	Needle Bar Connecting Link with two 390c
390c	423	Needle Bar Connecting Link Adjust- ing Screw
29c	1797	Needle Bar Connecting Link Hinge Screw
7548	—	Needle Bar Connecting Stud
7448	416	" " " " " 7548 with 155c
155c	4791	Needle Bar Connecting Stud Set Screw
10557	4787	Needle Bar Frame
10897	—	" " " Bell Crank with 1813
1813	421	Needle Bar Frame Bell Crank Roller and Stud
307c	1797	Needle Bar Frame Bell Crank Screw Center (2)

No.	Plate	Name
1513E	423	Needle Bar Frame Bell Crank Screw Center Nut (2)
10101	416	Needle Bar Frame Cam with two 445c
445c	423	Needle Bar Frame Cam Set Screw..
10103	4787	" " " Connecting Rod with 390c
390c	423	Needle Bar Frame Connecting Rod Adjusting Screw
10104	421	Needle Bar Frame Connecting Rod Ball
147c	1797	Needle Bar Frame Connecting Rod Ball Screw
37E	1797	Needle Bar Frame Regulating Screw Stud
1514c	423	Needle Bar Frame Regulating Screw Stud Nut
307c	1797	Needle Bar Frame Screw Center (lower)
306c	1797	Needle Bar Frame Screw Center (upper)
1513E	423	Needle Bar Frame Screw Center Nut (2)
15876	-----	Needle Bar Packing Cord (2)
290E	1797	" " Screw Bushing (2) ...
10093	416	" " Thread Take-up with 10114
10094	421	Needle Bar Thread Take-up Roller
10095	421	" " " " " "
		Cap
233D	423	Needle Bar Thread Take-up Roller Cap Screw
10114	421	Needle Bar Thread Take-up Roller Pin
209F	423	Needle Bar Thread Take-up Set Screw
10096	416	Needle Bar Thread Take-up com- plete, Nos. 209F, 233D and 10093 to 10095
10105	421	Needle Clamp
10106	421	" " Disc
10107	421	" " " Spring
93H	423	" " " " Screw
10108	421	" " Gib
209F	423	" " Set Screw
10109	421	" " Thread Guide
665D	1797	" " " " Screw ..
10110	421	Needle Clamp complete, Nos. 93H, 209F, 665D, 10105, 10107, 10109 and two 10106

No.	Plate	Name
10378	423	Spreader (left) with 110c
10376	423	" (right) with 110c
10382	423	" Cam (left)
10381	423	" " (right)
10383	423	" " Adjusting Slide (2) ...
185H	1797	" " " " Screw (2)
228D	423	" " Screw (2)
110c	423	" Hinge Screw
10223	423	" Spring (2)
229D	423	" " Screw (2)
2102	416	Tension (under thread) Disc (2) ..
1560c	421	" " " Regulating Thumb Nut
50021D	-----	Tension (under thread) Screw Stud
10148	421	" " " Spring
10145	421	" " " Thread Guide
10144	4787	" (upper thread) and Spool Bracket
10146	-----	Tension (upper thread) and Spool Bracket complete, Nos. 415D, 488D, 1560c, 2103, 8039, 10111, 10112, 10144, 10145 and two 2102
159D	423	Tension (upper thread) and Spool Bracket Screw (2)
2102	416	Tension (upper thread) Disc
1560c	421	" " " Regulating Thumb Nut
2103	421	Tension (upper thread) Spring
415D	1797	" " " Stud
10145	421	" " " Thread Guide
10150	416	Thread (under) Cord Guide
333D	423	" " " " Screw ..
10147	4787	" " Spool Bracket
159D	423	" " " " Screw (2)
488D	419	" " " Spindle, 3½ in. long
487D	419	Thread (under) Spool Spindle, 4 in. long
10111	421	Thread (under) Spool Spindle Inside Cone (2)
10112	421	Thread (under) Spool Spindle Inside Cone Spring (2)
8064	-----	Thread (under) Spool Spindle Out- side Cone
8039	416	Thread (under) Spool Spindle Out- side Cone 8064 with 759F (2) ..
759F	423	Thread (under) Spool Spindle Out- side Cone Thumb Screw

No.	Plate	Name
10149	416	Thread (under) Take-up Spring
10145	421	" " Thread Guide
10137	416	" (upper) Nipper Arm
77D	1797	" " " " Hinge Screw
1821	421	Thread (upper) Nipper Arm Roller and Stud
10139	418	Thread (upper) Nipper Cam with 435c
3012	421	Thread (upper) Nipper Cam Pin ..
435c	1797	" " " " Set Screw
8800	421	Thread (upper) Nipper Disc (2) ...
1645E	1797	" " " " Regu- lating Thumb Nut
1547D	423	Thread (upper) Nipper Disc Regu- lating Thumb Nut Lock Nut
1153c	1797	Thread (upper) Nipper Disc Screw Stud
1547D	423	Thread (upper) Nipper Disc Screw Stud Nut
10140	416	Thread (upper) Nipper Lever
49F	1797	" " " " Screw
10141	421	" " " " Spring
10142	416	" " " Link
488D	419	" " Spool Spindle, 3½ in. long
10111	421	Thread (upper) Spool Spindle Inside Cone
10112	421	Thread (upper) Spool Spindle Inside Cone Spring
8064	—	Thread (upper) Spool Spindle Out- side Cone
8039	416	Thread (upper) Spool Spindle Out- side Cone 8064 with 759F
759F	423	Thread (upper) Spool Spindle Out- side Cone Thumb Screw
10151	416	Thread (upper) Take-up Spring ...
236F	423	" " " " Screw

LIST OF PARTS COMPLETE

FOR

MACHINE No. 23-16

HAS CUTTING ATTACHMENT

For Cloth

Makes Buttonholes 2 inches long

No.	Plate	Name
*10891	—	Arm with 771D and 10008
8582	421	" Dowel Pin (2)
118E	1797	" Screw (3)
10002	417	" Shaft (horizontal)
18820	1784	" " " Gear with 453c
2117	421	" " " " Pin
453c	423	" " " " Set Screw
144D	1797	" " " " Screw
10005	417	" " (upright)
18821	1784	" " " Gear with 453c ..
2117	421	" " " " Pin
453c	423	" " " " Set Screw ..
*10008	—	" Side Plate
771D	1797	" " " Thumb Screw
10010	4787	Balance Wheel, 2½ in. pulley, with two 448c
448c	423	Balance Wheel Set Screw
*10760	—	Bed
18638	4789	" Plate with 18620, 18621 and four 405E
18813	—	Bed Plate 18638 with 18797, 18798 and four 231c
18814	—	Bed Plate complete, Nos. 10024, 10132, 10134, 10879, 18813, two each 10135, 10136 and three 405E
10879	4792	Bed Plate Button with 240D and 664D
405E	423	" " " " Screw
10020	416	" " Clamp Guide Slide with 1827
10021	416	Bed Plate Clamp Guide Slide Guide
399F	423	" " " " " "
		Screw
1827	421	Bed Plate Clamp Guide Slide Roller and Stud

From the Library of: Darnley Needle Corp

No.	Plate	Name
10023	416	Bed Plate Clamp Guide Slide Spring
10022	421	" " " " " "
		Stop Stud
10024	416	Bed Plate Clamp Guide complete, Nos. 10020, 10022, 10023, two 10021 and four 399F
18797	4792	Bed Plate Clamp Stop (left) with 18752
18798	4792	Bed Plate Clamp Stop (right) with 18752
231C	1797	Bed Plate Clamp Stop Screw
18752	—	" " " " Stud
10461	421	" " Dowel Pin
18620	4793	" " Protector (left), for $\frac{1}{2}$ to 1 in. buttonholes
18621	4793	Bed Plate Protector (right), for $\frac{1}{2}$ to 1 in. buttonholes
405E	423	Bed Plate Protector Screw
389F	423	" " Screw (4)
10763	1757	Clamp Arm (lower, left)
10762	1757	" " (lower, right)
10156	419	" " (lower) Front Guide (left)
10155	419	Clamp Arm (lower) Front Guide (right)
10157	421	Clamp Arm (lower) Front Guide Dowel Pin
402D	423	Clamp Arm (lower) Front Guide Screw
10159	419	Clamp Arm (lower) Rear Guide (left)
10161	423	Clamp Arm (lower) Rear Guide (left) Rivet
10158	419	Clamp Arm (lower) Rear Guide (right)
10160	421	Clamp Arm (lower) Rear Guide (right) Rivet
10765	1757	Clamp Arm (upper, left) with 10165
10764	1757	" " (upper, right) with 10165
10164	419	" " (upper) Adjusting Slide
247F	423	" " " " "
		Screw
10165	421	Clamp Arm (upper) Adjusting Slide Steady Pin
10170	419	Clamp Arm (upper) Connecting Yoke
10171	419	" " " " "
		Link with two 220D
220D	423	Clamp Arm (upper) Connecting Yoke Link Screw

No.	Plate	Name
10172	419	Clamp Arm (upper) Hinge
10173	423	" " " " Pin
176D	423	" " " " Screw
10195	4792	" " " " Spring
10174	419	" " " " Spreader
10821	418	" " " " Lever
99E	423	" " " " Hinge Screw
10176	419	" " " " Link
105D	423	" " " " Hinge Screw
109D	423	" " " " Screw
10767	1757	" Check (left)
10766	1757	" " (right)
10157	421	" " Hinge Pin
10177	419	" Crank Shaft
10179	419	" " " Bracket (left) ..
10178	419	" " " " (right) ...
397F	423	" " " " Screw
		(large)
223E	423	Clamp Crank Shaft Bracket Screw (small)
10180	419	Clamp Crank Shaft Lever
10181	423	" " " " Pin
10182	419	" Guide Pin
10183	419	" " " " Lifter
103D	423	" " " " Hinge Screw ..
10184	419	" " " " Spring
233D	423	" " " " Screw
10157	421	" " " " Stop Pin
10185	419	" " " " Post
10768	1757	" Plate
10187	423	" Thread Catch
240D	423	" " " " Screw
10769	—	Clamp, 2 in., complete, Nos. 99E, 103D, 105D, 109D, 233D, 240D, 10155, 10156, 10158, 10159, 10170, 10171, 10174, 10176 to 10185, 10187, 10762 to 10768, 10821, two each 176D, 223E, 247F, 397E, 402D, 10160, 10161, 10164, 10172, 10173, 10195 and five 10157
10880	422	Cutting Block (brass), 2 inch
10452	417	" " Arm
10453	422	" " " Ratchet Wheel ..
10454	422	" " " " " Re- taining Spring Latch
159F	423	Cutting Block Arm Ratchet Wheel Retaining Spring Latch Screw ..
304C	1797	Cutting Block Arm Screw Center (2)
1513E	423	" " " " " Nut (2)

No.	Plate	Name
10455	418	Cutting Block Arm Spring
444F	423	" " " " Set Screw (2)
10770	4792	Eye Stop
1071c	4791	" " Adjusting Screw
1518E	423	" " " " Nut
10026	4787	Face Plate
176D	423	" " Screw (3)
10152	421	" " Thread Guide
10028	417	Feed Driving Bell Crank Lever with 1805
2D	416	Feed Driving Bell Crank Lever Hinge Screw
1805	421	Feed Driving Bell Crank Lever Roller and Stud
10031	418	Feed Hand Ratchet Lever
10032	416	" " " " Handle ..
52c	1797	" " " " Hinge Screw
18792	4792	Feed Hand Ratchet Pawl with 18791
10034	421	" " " " Hinge Stud
5569	416	" " " " Spring ...
18791	4791	" " " " Hook
10061	4792	" " " " " Pin, for Bed
10886	---	Feed Hand Ratchet complete, Nos. 10031, 10032, 10034 and 18792 ...
10038	417	Feed and Looper Cam with two 445c
445c	423	" " " " Set Screw ..
10041	416	" Regulator (long)
10558	416	" " (reverse)
176D	423	" " Screw (2)
10477	418	" Shipper Lever with 1814
71D	1797	" " " Hinge Screw ...
10800	---	" Wheel with 10773, for 2 in. but- tonhole
10059	416	Feed Wheel Brake Dog with 10060
5569	416	" " " " Spring ...
10035	421	" " " " " Hook
10060	421	" " " " Stud
18563	4787	" " Driving Lever with 129E
129E	4791	" " " " Adjusting Screw
10063	416	Feed Wheel Driving Lever Block
357F	1797	" " " " " " Adjusting Screw
1520E	421	Feed Wheel Driving Lever Block Adjusting Screw Nut

No.	Plate	Name
8734	416	Feed Wheel Driving Lever Spring
10061	4792	" " " " " "
		Pin
429c	1797	Feed Wheel Driving Lever Support- ing Screw
1513E	423	Feed Wheel Driving Lever Support- ing Screw Nut
10772	4792	Feed Wheel Friction Block
18579	4792	" " " " Spring ..
430c	1797	" " " " " Ad- justing Screw
1520E	421	Feed Wheel Friction Block Spring Adjusting Screw Nut
10773	---	Feed Wheel Latch, 2 in., for 10800
10881	422	Knife, 2 in. (large size eye)
10730	4792	" Holder with 209F and two 10556
10552	422	" " Adjusting Collar with 453c
453c	422	" " " " Set Screw
10883	4792	" " Connecting Link
72D	423	" " " " Hinge Screw
10554	421	Knife Holder Connecting Link Pin
10555	418	" " Hinge Pin
450c	423	" " " " Set Screw (2)
18870	---	" " Lifting Rock Shaft ...
10884	4792	" " " " Con- necting Link
10562	421	Knife Holder Lifting Rock Shaft Connecting Link Pin (2)
293c	420	Knife Holder Lifting Rock Shaft Screw Center (2)
1501E	420	Knife Holder Lifting Rock Shaft Screw Center Nut (2)
10556	4792	Knife Position Pin
209F	423	" Set Screw
10118	421	Looper (long)
10119	421	" (short)
18580	4792	" Carrier with 1824
10122	418	" " Bracket
130D	1797	" " " Screw
10123	416	" " Crank
7958	4791	" " " Pin
209F	423	" " " Set Screw
10125	421	" " Needle Guard
233D	423	" " " " Screw ...
2077	4791	" " Pin
10127	4787	" " Pitman
378C	1797	" " " Hinge Screw (2).
1520E	421	" " " " " Nut (2)

No.	Plate	Name
1824	421	Looper Carrier Roller and Stud
10130	416	" " Shaft
10129	417	" Driving Bell Crank with 1807
2D	416	" " " " Hinge Screw
1807	421	" " " " Roller and Stud
224F	423	Looper Screw (2)
10088	4787	Needle Bar
10089	4787	Needle Bar complete, Nos. 10088, 10096, 10108 and 10110
10091	416	Needle Bar Connecting Link with two 390c
390c	423	Needle Bar Connecting Link Adjusting Screw
29c	1797	Needle Bar Connecting Link Hinge Screw
7548	—	Needle Bar Connecting Stud
7448	416	" " " " " 7548 with 155c
155c	4791	Needle Bar Connecting Stud Set Screw
10557	4787	Needle Bar Frame
10897	—	" " " Bell Crank with 1813
1813	421	Needle Bar Frame Bell Crank Roller and Stud
307c	1797	Needle Bar Frame Bell Crank Screw Center (2)
1513E	423	Needle Bar Frame Bell Crank Screw Center Nut (2)
10101	416	Needle Bar Frame Cam with two 445c
445c	423	Needle Bar Frame Cam Set Screw ..
10103	4787	" " " Connecting Rod with 390c
390c	423	Needle Bar Frame Connecting Rod Adjusting Screw
10104	421	Needle Bar Frame Connecting Rod Ball
147c	1797	Needle Bar Frame Connecting Rod Ball Screw
37E	1797	Needle Bar Frame Regulating Screw Stud
1514c	423	Needle Bar Frame Regulating Screw Stud Nut
307c	1797	Needle Bar Frame Screw Center (lower)
306c	1797	Needle Bar Frame Screw Center (upper)

No.	Plate	Name
1513E	423	Needle Bar Frame Screw Center Nut (2)
1887E	—	Needle Bar Packing Cord (2)
290E	1797	" " Screw Bushing (2) ...
10093	416	" " Thread Take-up with 10114
10094	421	Needle Bar Thread Take-up Roller
10095	421	" " " " " " Cap
233D	423	Needle Bar Thread Take-up Roller Cap Screw
10114	421	Needle Bar Thread Take-up Roller Pin
209F	423	Needle Bar Thread Take-up Set Screw
10096	416	Needle Bar Thread Take-up complete, Nos. 209F, 233D and 10093 to 10095
10105	421	Needle Clamp
10106	421	" " Disc
10107	421	" " " Spring
93H	423	" " " " Screw ...
10108	421	" " Gib
209F	423	" " Set Screw
10109	421	" " Thread Guide
665D	1797	" " " " Screw ..
10110	421	Needle Clamp complete, Nos. 93H, 209F, 665D, 10105, 10107, 10109 and and two 10106
10134	416	Spreader (left) with 99c and 10136
664D	4791	" " Stop Screw
10132	416	" (right) with 99c and 10136..
240D	423	" " Stop Screw
99c	423	" Hinge Screw
10135	421	" Spring
10136	421	" " Hook
2102	416	Tension (under thread) Disc (2) ..
1560c	421	" " " Regulating Thumb Nut
50021D	—	Tension (under thread) Screw Stud
10148	421	" " " Spring
10145	421	" " " Thread Guide
10144	421	" (upper thread) and Spool Bracket
10146	—	Tension (upper thread) and Spool Bracket complete, Nos. 415D, 488D, 1560c, 2103, 8039, 10111, 10112, 10144, 10145 and two 2102
159D	423	Tension (upper thread) and Spool Bracket Screw (2)

From the file: Diamond Needle Top

No.	Plate	Name
2102	416	Tension (upper thread) Disc
1560c	421	" " " " Regulating Thumb Nut
2103	421	Tension (upper thread) Spring
415D	1797	" " " " Stud
10145	421	" " " " Thread Guide
10150	416	Thread (under) Cord Guide
333D	423	" " " " " Screw ..
10147	4787	" " " " Spool Bracket
159D	423	" " " " " Screw (2)
488D	419	" " " " Spindle, 3½ in. long
487D	419	Thread (under) Spool Spindle, 4 in. long
10111	421	Thread (under) Spool Spindle Inside Cone (2)
10112	421	Thread (under) Spool Spindle Inside Cone Spring (2)
8064	—	Thread (under) Spool Spindle Out- side Cone
8039	416	Thread (under) Spool Spindle Out- side Cone 8064 with 759F (2) ...
759F	423	Thread (under) Spool Spindle Out- side Cone Thumb Screw
10149	416	Thread (under) Take-up Spring ...
10145	421	" " " " Thread Guide
10137	416	" (upper) Nipper Arm
77D	1797	" " " " " Hinge Screw
1821	421	Thread (upper) Nipper Arm Roller and Stud
10567	418	Thread (upper) Nipper Cam with 435c
3012	421	Thread (upper) Nipper Cam Pin ..
435c	1797	" " " " " Set Screw
8800	421	Thread (upper) Nipper Disc
1645E	1797	" " " " " Regulat- ing Thumb Nut
1547D	423	Thread (upper) Nipper Disc Regu- lating Thumb Nut Lock Nut
1153c	1797	Thread (upper) Nipper Disc Screw Stud
1547D	423	Thread (upper) Nipper Disc Screw Stud Nut
10140	416	Thread (upper) Nipper Lever
49F	1797	" " " " " Screw
10141	421	" " " " " Spring
10568	416	" " " " " Link

No.	Plate	Name
488D	419	Thread (upper) Spool Spindle, 3½ in. long
10111	421	Thread (upper) Spool Spindle Inside Cone
10112	421	Thread (upper) Spool Spindle Inside Cone Spring
8064	—	Thread (upper) Spool Spindle Out- side Cone
8039	416	Thread (upper) Spool Spindle Out- side Cone 8064 with 759F
759F	423	Thread (upper) Spool Spindle Out- side Cone Thumb Screw
10151	416	Thread (upper) Take-up Spring
236F	423	" " " " " Screw

**LIST OF PARTS COMPLETE
FOR
MACHINE No. 23-21**

HAS CUTTING ATTACHMENT

For Cloth

Makes Buttonholes 2 1/2 inches long

No.	Plate	Name
*10891	—	Arm with 771D and 10008
8582	421	" Dowel Pin (2)
118E	1797	" Screw (3)
10002	417	" Shaft (horizontal)
18820	1784	" " " Gear with 453c
2117	421	" " " " Pin
453c	423	" " " " Set Screw
144D	1797	" " " " Screw
10005	417	" " (upright)
18821	1784	" " " Gear with 453c ..
2117	421	" " " " Pin
453c	423	" " " " Set Screw ..
*10008	—	" Side Plate
771D	1797	" " " Thumb Screw
10010	4784	Balance Wheel, 2 3/4 in. pulley, with two 448c
448c	423	Balance Wheel Set Screw
*18592	—	Bed with 18593 and four 145E
*18593	—	" Extension
18594	4794	" " Cover
390D	423	" " " Screw (2)
145E	423	" " Screw
18595	4788	" Plate
18887	—	Bed Plate complete, Nos. 10024, 10132, 10134, 18595, 18886, two each 10135, 10136 and three 405E
18886	—	Bed Plate Button with 240D and 664D
405E	423	" " " Screw
10020	416	" " Clamp Guide Slide with 1827
10021	416	Bed Plate Clamp Guide Slide Guide
399F	423	" " " " " " " " Screw
1827	421	Bed Plate Clamp Guide Slide Roller and Stud

No.	Plate	Name
10023	416	Bed Plate Clamp Guide Slide Spring
10022	421	" " " " " " " "
		Stop Stud
10024	416	Bed Plate Clamp Guide complete, Nos. 10020, 10022, 10023, two 10021 and four 399F
10461	421	Bed Plate Dowel Pin (2)
390c	423	" " Screw (5)
10462	421	" " Stud (2)
18598	1757	Clamp Arm (lower, left)
18597	1757	" " (lower, right)
10156	419	" " (lower) Front Guide (left)
10155	419	Clamp Arm (lower) Front Guide (right)
10157	421	Clamp Arm (lower) Front Guide Dowel Pin
402D	423	Clamp Arm (lower) Front Guide Screw
10159	419	Clamp Arm (lower) Rear Guide (left)
10161	423	Clamp Arm (lower) Rear Guide (left) Rivet
10158	419	Clamp Arm (lower) Rear Guide (right)
10160	421	Clamp Arm (lower) Rear Guide (right) Rivet
18600	1757	Clamp Arm (upper, left) with 10165
18599	1757	" " (upper, right) with 10165
10164	419	" " (upper) Adjusting Slide
247F	423	" " " " " " " " Screw
10165	421	Clamp Arm (upper) Adjusting Slide Steady Pin
10170	419	Clamp Arm (upper) Connecting Yoke
10171	419	" " " " " "
		Link with two 220D
220D	423	Clamp Arm (upper) Connecting Yoke Link Screw
10172	419	Clamp Arm (upper) Hinge
10173	423	" " " " Pin
176D	423	" " " " Screw
10195	4792	" " " " Spring
10174	419	" " Spreader
10821	418	" " " " Lever
99E	423	" " " " " " Hinge Screw
10176	419	Clamp Arm Spreader Link
105D	423	" " " " " " Hinge Screw

From the files of Lamond Leslie Corp.

No.	Plate	Name
109D	423	Clamp Arm Spreader Screw
18602	1757	" Check (left)
18601	1757	" " (right)
10157	421	" " Hinge Pin
10177	419	" Crank Shaft
10179	419	" " " Bracket (left) ..
10178	419	" " " " (right) ..
397E	423	" " " " Screw
		(large)
223E	423	Clamp Crank Shaft Bracket Screw
		(small)
10180	419	Clamp Crank Shaft Lever
10181	423	" " " " Pin
10182	419	" Guide Pin
10183	419	" " " Lifter
103D	423	" " " " Hinge Screw.
10184	419	" " " " Spring
233D	423	" " " " " Screw ..
10157	421	" " " " Stop Pin
10185	419	" " " " Post
18603	1757	" Plate
10187	423	" Thread Catch
240D	423	" " " Screw
18604	—	Clamp, 2½ in., complete, Nos. 99E, 103D, 105D, 109D, 233D, 240D, 10155, 10156, 10158, 10159, 10170, 10171, 10174, 10176 to 10185, 10187, 10821, 18597 to 18603, two each 176D, 223E, 247E, 397E, 402D, 10160, 10161, 10164, 10172, 10173, 10195 and five 10157
18605	422	Cutting Block (brass), 1¼ inch
10452	417	" " Arm
10453	422	" " " Ratchet Wheel ..
10454	422	" " " " " Re-
		taining Spring Latch
159D	423	Cutting Block Arm Ratchet Wheel
		Retaining Spring Latch Screw ..
304C	1797	Cutting Block Arm Screw Center (2)
1513E	423	" " " " " Nut
		(2)
10455	418	Cutting Block Arm Spring
444E	423	" " Set Screw (2)
10026	4787	Face Plate
176D	423	" " Screw (3)
10152	421	" " Thread Guide
10028	417	Feed Driving Bell Crank Lever with 1805
2D	416	Feed Driving Bell Crank Lever Hinge Screw

No.	Plate	Name
1805	421	Feed Driving Bell Crank Lever Rol- ler and Stud
18606	4790	Feed Hand Ratchet Lever
10032	416	" " " " Handle..
52C	1797	" " " " Hinge Screw
18879	—	Feed Hand Ratchet Pawl with 18791
10034	421	" " " " Hinge Stud
5569	416	" " " " Spring
18791	4791	" " " " " Hook
10061	4792	" " " " " Pin .
18880	—	Feed Hand Ratchet complete, Nos. 10032, 10034, 18606 and 18879
10038	417	Feed and Looper Cam with two 445C
445C	423	" " " " Set Screw ...
10041	416	" Regulator (long)
10558	416	" (reverse)
176D	423	" " Screw (2)
10477	418	" Shipper Lever with 1814
71D	1797	" " " Hinge Screw ...
1814	421	" " " Roller and Stud
18608	—	" Wheel with 18609, for 2½ in. buttonhole
10059	416	Feed Wheel Brake Dog with 10060
5569	416	" " " " Spring
10035	421	" " " " " Hook
10060	421	" " " " Stud
18563	4787	" " Driving Lever with 129E
129E	4791	" " " " Adjusting Screw
10063	416	Feed Wheel Driving Lever Block
357E	1797	" " " " " "
		Adjusting Screw
1520E	420	Feed Wheel Driving Lever Block
		Adjusting Screw Nut
8734	416	Feed Wheel Driving Lever Spring..
429C	1797	" " " " Supporting Screw
1513E	423	Feed Wheel Driving Lever Support- ing Screw Nut
10029	416	Feed Wheel Friction Block
10030	416	" " " " Spring ..
430C	1797	" " " " " Ad- justing Screw
1520E	421	Feed Wheel Friction Block Spring Adjusting Screw Nut
18609	—	Feed Wheel Latch
10881	422	Knife, 2 in. (large size eye)
18610	4792	" Holder with 209E and two 10556

No.	Plate	Name
10552	422	Knife Holder Adjusting Collar with 453c
453c	422	Knife Holder Adjusting Collar Set Screw
10883	4792	Knife Holder Connecting Link
72b	423	" " " " Hinge Screw
10554	421	Knife Holder Connecting Link Pin ..
10555	418	" " Hinge Pin
450c	423	" " " " Set Screw (2)
18870	—	" " Lifting Rock Shaft
10884	4792	" " " " " Con-necting Link
10562	421	Knife Holder Lifting Rock Shaft Connecting Link Pin (2)
293c	420	Knife Holder Lifting Rock Shaft Screw Center (2)
1501e	420	Knife Holder Lifting Rock Shaft Screw Center Nut (2)
10556	4792	Knife Position Pin
209f	423	" Set Screw
10118	421	Looper (long)
10119	421	" (short)
18580	4792	" Carrier with 1824
10122	418	" " Bracket
130b	1797	" " " Screw
10123	416	" " Crank
7958	4791	" " " Pin
209f	423	" " " Set Screw
10125	421	" " Needle Guard
233b	423	" " " " Screw ...
2077	4791	" " Pin
10127	4787	" " Pitman
378c	1797	" " " Hinge Screw (2) ..
1520e	421	" " " " " Nut (2)
1824	421	Looper Carrier Roller and Stud
10130	416	" " Shaft
10129	417	" Driving Bell Crank with 1807
2b	416	" " " " Hinge Screw
1807	421	" " " " Roller and Stud
224f	423	Looper Screw (2)
10088	4787	Needle Bar
10089	4787	Needle Bar complete, Nos. 10088, 10096, 10108 and 10110
10091	416	Needle Bar Connecting Link with two 390c
390c	423	Needle Bar Connecting Link Adjusting Screw

No.	Plate	Name
29c	1797	Needle Bar Connecting Link Hinge Screw
7548	—	Needle Bar Connecting Stud
7448	416	" " " " 7548 with 155c
155c	4791	Needle Bar Connecting Stud Set Screw
10557	4787	Needle Bar Frame
10897	—	" " " Bell Crank with 1813
1813	421	Needle Bar Frame Bell Crank Roller and Stud
307c	1797	Needle Bar Frame Bell Crank Screw Center (2)
1513e	423	Needle Bar Frame Bell Crank Screw Center Nut (2)
10101	416	Needle Bar Frame Cam with two 445c
445c	423	Needle Bar Frame Cam Set Screw
10103	4787	" " " Connecting Rod with 390c
390c	423	Needle Bar Frame Connecting Rod Adjusting Screw
10104	421	Needle Bar Frame Connecting Rod Ball
147c	1797	Needle Bar Frame Connecting Rod Ball Screw
37e	1797	Needle Bar Frame Regulating Screw Stud
1514c	423	Needle Bar Frame Regulating Screw Stud Nut
307c	1797	Needle Bar Frame Screw Center (lower)
306c	1797	Needle Bar Frame Screw Center (upper)
1513e	423	Needle Bar Frame Screw Center Nut (2)
18876	—	Needle Bar Packing Cord (2)
290e	1797	" " Screw Bushing (2) ...
10093	416	" " Thread Take-up with 10114
10094	421	Needle Bar Thread Take-up Roller
10095	421	" " " " " " Cap
233d	423	Needle Bar Thread Take-up Roller Cap Screw
10114	421	Needle Bar Thread Take-up Roller Pin
209f	423	Needle Bar Thread Take-up Set Screw

No.	Plate	Name
10096	416	Needle Bar Thread Take-up complete, Nos. 209F, 233D and 10093 to 10095
10105	421	Needle Clamp
10106	421	" " Disc
10107	421	" " " Spring
93H	423	" " " " Screw
10108	421	" " Gib
209F	423	" " Set Screw
10109	421	" " Thread Guide
665D	1797	" " " " Screw ..
10110	421	Needle Clamp complete, Nos. 93H, 209F, 665D, 10105, 10107, 10109 and two 10106
10134	416	Spreader (left) with 99c and 10136
664D	4791	" " Stop Screw
10132	416	" (right) with 99c and 10136..
240D	423	" " Stop Screw
99c	423	" Hinge Screw
10135	421	" Spring
10136	421	" " Hook
2102	416	Tension (under thread) Disc (2) ..
1560c	421	" " " " Regulating Thumb Nut
50021D	-----	Tension (under thread) Screw Stud
10148	421	" " " Spring
10145	421	" " " Thread Guide
10144	4787	" (upper thread) and Spool Bracket
10146	-----	Tension (upper thread) and Spool Bracket complete, Nos. 415D, 488D, 1560c, 2103, 8039, 10111, 10112, 10144, 10145 and two 2102
159D	423	Tension (upper thread) and Spool Bracket Screw (2)
2102	416	Tension (upper thread) Disc
1560c	421	" " " " Regulating Thumb Nut
2103	421	Tension (upper thread) Spring
415D	1797	" " " Stud
10145	421	" " " Thread Guide
10150	416	Thread (under) Cord Guide
333D	423	" " " " Screw ..
10147	4787	" " Spool Bracket
159D	423	" " " " Screw (2)
488D	419	" " " Spindle, 3½ in. long
487D	419	Thread (under) Spool Spindle, 4 in. long

No.	Plate	Name
10111	421	Thread (under) Spool Spindle Inside Cone (2)
10112	421	Thread (under) Spool Spindle Inside Cone Spring (2)
8064	---	Thread (under) Spool Spindle Outside Cone
8039	416	Thread (under) Spool Spindle Outside Cone 8064 with 759F (2)
759F	423	Thread (under) Spool Spindle Outside Cone Thumb Screw
10149	416	Thread (under) Take-up Spring
10145	421	" " Thread Guide
10137	416	" (upper) Nipper Arm
77D	1797	" " " " Hinge Screw
1821	421	Thread (upper) Nipper Arm Roller and Stud
10567	418	Thread (upper) Nipper Cam with 435c
3012	421	Thread (upper) Nipper Cam Pin ..
435c	1797	" " " " Set Screw
8800	421	Thread (upper) Nipper Disc (2) ...
1645E	1797	" " " " Regulating Thumb Nut
1547D	423	Thread (upper) Nipper Disc Regulating Thumb Nut Lock Nut
1153c	1797	Thread (upper) Nipper Disc Screw Stud
1547D	423	Thread (upper) Nipper Disc Screw Stud Nut
10140	416	Thread (upper) Nipper Lever
49F	1797	" " " " Screw
10141	421	" " " " Spring
10568	416	" " " Link
488D	419	" " Spool Spindle, 3½ in. long
10111	421	Thread (upper) Spool Spindle Inside Cone
10112	421	Thread (upper) Spool Spindle Inside Cone Spring
8064	---	Thread (upper) Spool Spindle Outside Cone
8039	416	Thread (upper) Spool Spindle Outside Cone 8064 with 759F
759F	423	Thread (upper) Spool Spindle Outside Cone Thumb Screw
10151	416	Thread (upper) Take-up Spring ...
236F	423	" " " " Screw

From the Library of the Diamond Needle Corp.

LIST OF PARTS COMPLETE

FOR

MACHINE No. 23-22

HAS CUTTING AND STRAIGHT BARRING ATTACH-
MENT AND AUTOMATIC STOP

For Cloth

Makes Buttonholes $\frac{1}{2}$ to $1\frac{1}{2}$ in. long, without change
of Feed Wheel

No.	Plate	Name
*10890	—	Arm with 771D and 10008
8582	421	" Dowel Pin (2)
118E	1797	" Screw (3)
10002	417	" Shaft (horizontal)
18820	1784	" " " Gear with 453c
2117	421	" " " " Pin
453c	423	" " " " Set Screw
144D	1797	" " " " Screw
10005	417	" " (upright)
18821	1784	" " " Gear with 453c ..
2117	421	" " " " Pin
453c	423	" " " " Set Screw ..
*10008	—	" Side Plate
771D	1797	" " " Thumb Screw
10987	4793	Barring Feed Wheel Lever Brake Lever with 10035
90D	4791	Barring Feed Wheel Lever Brake Lever Hinge Screw
1963	4791	Barring Feed Wheel Lever Brake Lever Releasing Roller and Stud ..
18888	—	Barring Feed Wheel Lever Brake Lever Spring
10035	421	Barring Feed Wheel Lever Brake Lever Spring Hook
10988	4791	Barring Feed Wheel Lever Brake Lever Stop Bracket with 10251 ..
404D	4791	Barring Feed Wheel Lever Brake Lever Stop Bracket Screw (2) ..
10217	418	Barring Lever
10218	420	" " Cap
176D	423	" " " Screw (2)
10219	420	" " Clutch

No.	Plate	Name
10220	420	Barring Lever Clutch Lever
100D	423	" " " " Hinge Screw
10222	420	Barring Lever Clutch Lever Yielding Connection with 10251
91F	423	Barring Lever Clutch Lever Yielding Connection Guide Screw
106D	423	Barring Lever Clutch Lever Yielding Connection Hinge Screw
10223	423	Barring Lever Clutch Lever Yielding Connection Spring
10251	423	Barring Lever Clutch Lever Yielding Connection Spring Hook
233D	423	Barring Lever Clutch Lever Yielding Connection Spring Screw
*10989	—	Bed
18811	4789	" Plate with 18646, 18647 and four 405E
18812	—	Bed Plate 18811 with 18797, 18798 and four 231c
18763	—	Bed Plate complete, Nos. 10024, 10306, 10637, 18812 and three 405E ..
10637	4792	Bed Plate Button
405E	423	" " " " Screw
10306	418	" " " " Slide
10307	418	" " " " Connection with 10136
10309	421	Bed Plate Button Slide Connection Spring
10136	421	Bed Plate Button Slide Connection Spring Hook (2)
214D	1797	Bed Plate Button Slide Connection Stop Screw
10020	416	Bed Plate Clamp Guide Slide with 1827
10021	416	Bed Plate Clamp Guide Slide Guide ..
399F	423	" " " " " " " Screw
1827	421	Bed Plate Clamp Guide Slide Roller and Stud
10023	416	Bed Plate Clamp Guide Slide Spring ..
10022	421	" " " " " " " Stop Stud
10024	416	Bed Plate Clamp Guide complete, Nos. 10020, 10022, 10023, two 10021 and four 399F
18797	4792	Bed Plate Clamp Stop (left) with 18752
18798	4792	Bed Plate Clamp Stop (right) with 18752

No.	Plate	Name
231C	1797	Bed Plate Clamp Stop Screw
18752	—	“ “ “ “ Stud
10461	421	“ “ Dowel Pin
18646	4793	“ “ Protector (left)
18647	4793	“ “ “ (right)
405E	423	“ “ “ Screw
389F	423	“ “ Screw (4)
1071C	4791	Clamp Adjusting Screw
1518E	423	“ “ “ Nut
10818	419	“ Arm (lower, left)
10817	419	“ “ (lower, right)
10820	419	“ “ (lower) Front Guide (left)
10819	419	Clamp Arm (lower) Front Guide (right)
10157	421	Clamp Arm (lower) Front Guide Dowel Pin
402D	423	Clamp Arm (lower) Front Guide Screw
10159	419	Clamp Arm (lower) Rear Guide (left)
10161	423	Clamp Arm (lower) Rear Guide (left) Rivet
10158	419	Clamp Arm (lower) Rear Guide (right)
10160	421	Clamp Arm (lower) Rear Guide (right) Rivet
10823	419	Clamp Arm (upper, left) with 10165
10822	419	“ “ (upper, right) with 10165
10164	419	“ “ (upper) Adjusting Slide
247F	423	“ “ “ “ “ Screw
10165	421	Clamp Arm (upper) Adjusting Slide Steady Pin
10170	419	Clamp Arm (upper) Connecting Yoke
10171	419	“ “ “ “ “ Link with two 220D
220D	423	Clamp Arm (upper) Connecting Yoke Link Screw
10172	419	Clamp Arm (upper) Hinge
10173	423	“ “ “ “ Pin
176D	423	“ “ “ Screw
10195	4792	“ “ “ Spring
10174	419	“ “ Spreader
10821	418	“ “ “ Lever
99E	423	“ “ “ “ Hinge Screw
10176	419	Clamp Arm Spreader Link
105D	423	“ “ “ “ Hinge Screw

No.	Plate	Name
109D	423	Clamp Arm Spreader Screw
10825	419	“ Check (left), 1½ inch
18559	4790	“ “ (right), 1½ inch
10157	421	“ “ Hinge Pin
10177	419	“ Crank Shaft
10179	419	“ “ “ Bracket (left) ..
10178	419	“ “ “ “ (right) ...
397E	423	“ “ “ “ Screw (large)
223E	423	Clamp Crank Shaft Bracket Screw (small)
10180	419	Clamp Crank Shaft Lever
10181	423	“ “ “ “ Pin
10182	419	“ Guide Pin
10183	419	“ “ “ Lifter
103D	423	“ “ “ “ Hinge Screw ..
10184	419	“ “ “ “ Spring
233D	423	“ “ “ “ “ Screw ..
10157	421	“ “ “ “ Stop Pin
10185	419	“ “ “ Post
10828	4787	“ Plate
10187	423	“ Thread Catch
240D	423	“ “ “ Screw
18560	—	Clamp, 1½ in., complete, Nos. 99E, 103D, 105D, 109D, 233D, 240D, 10158, 10159, 10170, 10171, 10174, 10176 to 10185, 10187, 10817 to 10823, 10825, 10828, 18559, two each 176D, 223E, 247F, 397E, 402D, 10160, 10161, 10164, 10172, 10173, 10195 and five 10157
18548	422	Cutting Block (brass), ½ inch
10469	422	“ “ “ ¾ inch
10502	422	“ “ “ ⅞ inch
10470	422	“ “ “ 1 inch
10471	422	“ “ “ 1½ inch
10472	422	“ “ “ 1¾ inch
10473	422	“ “ “ 1⅞ inch
10474	422	“ “ “ 1⅝ inch
10452	417	“ “ “ Arm
10453	422	“ “ “ Ratchet Wheel ..
10454	422	“ “ “ “ “ Re- taining Spring Latch
159D	423	Cutting Block Arm Ratchet Wheel Retaining Spring Latch Screw ..
304C	1797	Cutting Block Arm Screw Center (2)
1513E	423	“ “ “ “ “ Nut (2)
10455	418	Cutting Block Arm Spring
444F	423	“ “ Set Screw (2)

No.	Plate	Name
10229	417	Driving and Stop Motion Balance Wheel with two 445c
445c	423	Driving and Stop Motion Balance Wheel Set Screw
10230	418	Driving and Stop Motion Connecting Rod
10232	—	Driving and Stop Motion Connecting Rod 10230 with 10231
10231	420	Driving and Stop Motion Connecting Rod Head
38D	1797	Driving and Stop Motion Connecting Rod Head Hinge Screw
10233	420	Driving and Stop Motion Connecting Rod Link
57c	1797	Driving and Stop Motion Connecting Rod Link Hinge Screw
10235	417	Driving and Stop Motion Friction Pulley with 10236
10236	420	Driving and Stop Motion Friction Pulley Center Bearing
10238	417	Driving and Stop Motion Friction Pulley Washer (paper)
10239	417	Driving and Stop Motion Lever with 10556
124F	1797	Driving and Stop Motion Lever Adjusting Screw (2)
1518E	423	Driving and Stop Motion Lever Adjusting Screw Nut (2)
10240	417	Driving and Stop Motion Lever Bracket
355D	1797	Driving and Stop Motion Lever Bracket Screw (2)
9263	423	Driving and Stop Motion Lever Bracket Screw Washer (2)
10241	4793	Driving and Stop Motion Lever Friction Pad (leather)
401E	423	Driving and Stop Motion Lever Friction Pad Screw (4)
150D	1797	Driving and Stop Motion Lever Screw
10243	420	Driving and Stop Motion Lever Screw Washer
10242	420	Driving and Stop Motion Lever Spring
10556	4792	Driving and Stop Motion Lever Spring Pin
159D	423	Driving and Stop Motion Lever Spring Screw
6312	423	Driving and Stop Motion Lever Spring Screw Washer

No.	Plate	Name
10245	420	Driving and Stop Motion Ratchet Lever with 1823 and 10251
196D	1797	Driving and Stop Motion Ratchet Lever Adjusting Screw
63D	1797	Driving and Stop Motion Ratchet Lever Hinge Screw
10247	420	Driving and Stop Motion Ratchet Lever Pawl with 10248
100D	423	Driving and Stop Motion Ratchet Lever Pawl Hinge Screw
10248	423	Driving and Stop Motion Ratchet Lever Pawl Pin
10249	420	Driving and Stop Motion Ratchet Lever Pawl Spring
236E	423	Driving and Stop Motion Ratchet Lever Pawl Spring Screw
10993	4793	Driving and Stop Motion Ratchet Lever Pawl Stop
10994	4793	Driving and Stop Motion Ratchet Lever Pawl Stop Lever
77D	1797	Driving and Stop Motion Ratchet Lever Pawl Stop Lever Hinge Screw
10995	4793	Driving and Stop Motion Ratchet Lever Pawl Stop Lever Hinge Screw Stud
10996	4793	Driving and Stop Motion Ratchet Lever Pawl Stop Lever Lifting Lever
10309	421	Driving and Stop Motion Ratchet Lever Pawl Stop Lever Lifting Lever Spring
10251	423	Driving and Stop Motion Ratchet Lever Pawl Stop Lever Lifting Lever Spring Hook
10997	4791	Driving and Stop Motion Ratchet Lever Pawl Stop Lever Lifting Lever Washer
402D	423	Driving and Stop Motion Ratchet Lever Pawl Stop Lever Lifting Lever Washer Screw
190D	4791	Driving and Stop Motion Ratchet Lever Pawl Stop Screw (2)
1823	423	Driving and Stop Motion Ratchet Lever Roller and Stud
5569	416	Driving and Stop Motion Ratchet Lever Spring
10251	423	Driving and Stop Motion Ratchet Lever Spring Hook

From the library of the University of Birmingham

No.	Plate	Name
10582	418	Driving and Stop Motion Starting Lever
52c	1797	Driving and Stop Motion Starting Lever Hinge Screw
10998	4793	Driving and Stop Motion Tripping Lever with 1963, 10251 and 10257
10255	420	Driving and Stop Motion Tripping Lever Catch
106D	423	Driving and Stop Motion Tripping Lever Catch Hinge Screw
10223	423	Driving and Stop Motion Tripping Lever Catch Spring
233D	423	Driving and Stop Motion Tripping Lever Catch Spring Screw
901E	4791	Driving and Stop Motion Tripping Lever Screw Stud
10256	420	Driving and Stop Motion Tripping Lever Spring
10257	423	Driving and Stop Motion Tripping Lever Spring Pin
10026	4787	Face Plate
176D	423	" " Screw (3)
10152	421	" " Thread Guide
10028	417	Feed Driving Bell Crank Lever with 1805
2D	416	Feed Driving Bell Crank Lever Hinge Screw
1805	421	Feed Driving Bell Crank Lever Roller and Stud
10370	417	Feed and Looper Cam with two 445c
445c	423	" " " " Set Screw ..
10261	4792	" Hand Ratchet Lever
10262	4792	" " " " Handle ..
52c	1797	" " " " Hinge Screw
18793	---	Feed Hand Ratchet Pawl with 18791
10034	421	" " " " Hinge Stud
5569	416	" " " " Spring ...
18791	4791	" " " " " Hook
10061	4792	" " " " " Pin, for Bed
11000	----	Feed Hand Ratchet complete, Nos. 10034, 10261, 10262 and 18793
10041	416	Feed Regulator (long)
10558	416	" " (reverse)
176D	423	" " Screw (2)
18894	----	" Shipper Lever with 1814, for buttonholes from $\frac{1}{2}$ to $1\frac{1}{4}$ in. long
10477	418	Feed Shipper Lever with 1814, for buttonholes $1\frac{1}{8}$ and $1\frac{1}{4}$ in. long ..

No.	Plate	Name
71D	1797	Feed Shipper Lever Hinge Screw..
1814	421	" " " Roller and Stud
18565	---	" Wheel with 10524, 10964, 10965, 18566, 18567, four each 207c and 401E, for $\frac{1}{2}$ to $1\frac{1}{2}$ in. buttonholes..
10059	416	Feed Wheel Brake Dog with 10060
5569	416	" " " " Spring ...
10035	421	" " " " " Hook
10060	421	" " " " " Stud
10964	---	" " Cam Groove Protector, $1\frac{1}{2}$ in. (inside), for 18565
10965	---	Feed Wheel Cam Groove Protector, $1\frac{1}{2}$ in. (outside), for 18565
401E	423	Feed Wheel Cam Groove Protector Screw (long)
18564	---	Feed Wheel Driving Lever with 129E
129E	4791	" " " " " Adjusting Screw
10063	416	Feed Wheel Driving Lever Block
357E	1797	" " " " " " Adjusting Screw
1520E	420	Feed Wheel Driving Lever Block Adjusting Screw Nut
8734	416	Feed Wheel Driving Lever Spring
10061	4792	" " " " " " Pin
429c	1797	Feed Wheel Driving Lever Supporting Screw
1513E	423	Feed Wheel Driving Lever Supporting Screw Nut
18503	4793	Feed Wheel Friction Block
10030	416	" " " " " Spring ..
430c	1797	" " " " " " Adjusting Screw
1520E	421	Feed Wheel Friction Block Spring Adjusting Screw Nut
10524	---	Feed Wheel Latch, $1\frac{1}{2}$ inch
18566	4793	" " Tripping Point, for $\frac{1}{2}$ in. buttonhole
18567	4793	Feed Wheel Tripping Point, for $\frac{3}{4}$ to $1\frac{1}{2}$ in. buttonholes
207c	4791	Feed Wheel Tripping Point Screw..
10535	---	Knife, $1\frac{1}{2}$ in. (large size eye)
10551	418	" Holder with 209F and two 10556
10552	422	Knife Holder Adjusting Collar with 453c
453c	422	Knife Holder Adjusting Collar Set Screw

 For the library of: www.nrc.ca

No.	Plate	Name
10553	422	Knife Holder Connecting Link
72D	423	" " " " Hinge Screw
10554	421	Knife Holder Connecting Link Pin..
10555	418	" " Hinge Pin
450C	423	" " " " Set Screw (2)
10560	417	" " Lifting Rock Shaft
10561	418	" " " " " Con-necting Link
10562	421	Knife Holder Lifting Rock Shaft Connecting Link Pin (2)
293C	420	Knife Holder Lifting Rock Shaft Screw Center (2)
1501E	420	Knife Holder Lifting Rock Shaft Screw Center Nut (2)
10556	4792	Knife Position Pin
209F	423	" Set Screw
10371	423	Looper (long)
10372	423	" (short)
10373	420	" Carrier
10122	418	" " Bracket
7958	4791	" " " Dowel Pin
130D	1797	" " " Screw
10123	416	" " Crank
7958	4791	" " " Pin
209F	423	" " " Set Screw
10374	423	" " Needle Guard
233D	423	" " " " Screw
2077	4791	" " Pin
10127	4787	" " Pitman
378C	1797	" " " Hinge Screw (2).
1520E	421	" " " " " Nut (2)
10130	416	Looper Carrier Shaft
10129	417	" Driving Bell Crank with 1807
2D	416	" " " " Hinge Screw
1807	421	" " " " Roller and Stud
224F	423	Looper Screw (2)
10088	4787	Needle Bar
10089	4787	Needle Bar complete, Nos. 10088, 10096, 10108 and 10110
10091	416	Needle Bar Connecting Link with two 390c
390C	423	Needle Bar Connecting Link Adjust- ing Screw
29C	1797	Needle Bar Connecting Link Hinge Screw
7548	—	Needle Bar Connecting Stud

No.	Plate	Name
7448	416	Needle Bar Connecting Stud 7548 with 155c
155c	4791	Needle Bar Connecting Stud Set Screw
10557	4787	Needle Bar Frame
10897	—	" " " Bell Crank with 1813
1813	421	Needle Bar Frame Bell Crank Roller and Stud
307C	1797	Needle Bar Frame Bell Crank Screw Center (2)
1513E	423	Needle Bar Frame Bell Crank Screw Center Nut (2)
10101	416	Needle Bar Frame Cam with two 445c
445C	423	Needle Bar Frame Cam Set Screw..
10103	4787	" " " Connecting Rod with 390c
390C	423	Needle Bar Frame Connecting Rod Adjusting Screw
10104	421	Needle Bar Frame Connecting Rod Ball
147C	1797	Needle Bar Frame Connecting Rod Ball Screw
37E	1797	Needle Bar Frame Regulating Screw Stud
1514C	423	Needle Bar Frame Regulating Screw Stud Nut
307C	1797	Needle Bar Frame Screw Center (lower)
306C	1797	Needle Bar Frame Screw Center (upper)
1513E	423	Needle Bar Frame Screw Center Nut (2)
18876	—	Needle Bar Packing Cord (2)
290E	1797	" " Screw Bushing (2)
10093	416	" " Thread Take-up with 10114
10094	421	Needle Bar Thread Take-up Roller
10095	421	" " " " " " Cap
233D	423	Needle Bar Thread Take-up Roller Cap Screw
10114	421	Needle Bar Thread Take-up Roller Pin
209F	423	Needle Bar Thread Take-up Set Screw
10096	416	Needle Bar Thread Take-up com- plete, Nos. 209F, 233D and 10093 to 10095

No.	Plate	Name
10105	421	Needle Clamp
10106	421	" " Disc
10107	421	" " Spring
93H	423	" " " " Screw
10108	421	" " Gib
209F	423	" " Set Screw
10109	421	" " Thread Guide
665D	1797	" " " " Screw ..
10110	421	Needle Clamp complete, Nos. 93H, 209F, 665D, 10105, 10107, 10109 and two 10106
10378	423	Spreader (left) with 110c
10376	423	" (right) with 110c
10382	423	" Cam (left)
10381	423	" " (right)
10383	423	" " Adjusting Slide (2) ...
185H	1797	" " " " Screw (2)
228D	423	" " Screw (2)
110c	423	" Hinge Screw
10223	423	" Spring (2)
229D	423	" " Screw (2)
2102	416	Tension (under thread) Disc (2) ..
1560c	421	" " " " Regulating Thumb Nut
50021D	---	Tension (under thread) Screw Stud
10148	421	" " " Spring
10145	421	" " " Thread Guide
10144	4787	" (upper thread) and Spool Bracket
10146	---	Tension (upper thread) and Spool Bracket complete, Nos. 415D, 488D, 1560c, 2103, 8039, 10111, 10112, 10144, 10145 and two 2102
159D	423	Tension (upper thread) and Spool Bracket Screw (2)
2102	416	Tension (upper thread) Disc
1560c	421	" " " " Regulating Thumb Nut
2103	421	Tension (upper thread) Spring
415D	1797	" " " Stud
10145	421	" " " Thread Guide
10150	416	Thread (under) Cord Guide
333D	423	" " " " Screw..
10147	4787	" " Spool Bracket
159D	423	" " " " Screw (2)
488D	419	" " " Spindle, 3½ in. long
487D	419	Thread (under) Spool Spindle, 4 in. long

No.	Plate	Name
10111	421	Thread (under) Spool Spindle Inside Cone (2)
10112	421	Thread (under) Spool Spindle Inside Cone Spring (2)
8064	---	Thread (under) Spool Spindle Out- side Cone
8039	416	Thread (under) Spool Spindle Out- side Cone 8064 with 759F (2) ...
759F	423	Thread (under) Spool Spindle Out- side Cone Thumb Screw
10149	416	Thread (under) Take-up Spring ...
10145	421	" " Thread Guide
10137	416	" (upper) Nipper Arm
77D	1797	" " " " Hinge Screw
1821	421	Thread (upper) Nipper Arm Roller and Stud
10139	418	Thread (upper) Nipper Cam with 435c
3012	421	Thread (upper) Nipper Cam Pin ..
435c	1797	" " " " Set Screw
8800	421	Thread (upper) Nipper Disc (2) ..
1645E	1797	" " " " Regu- lating Thumb Nut
1547D	423	Thread (upper) Nipper Disc Regu- lating Thumb Nut Lock Nut
1153c	1797	Thread (upper) Nipper Disc Screw Stud
1547D	423	Thread (upper) Nipper Disc Screw Stud Nut
10140	416	Thread (upper) Nipper Lever
49F	1797	" " " " Screw
10141	421	" " " " Spring
10142	416	" " " Link
488D	419	" " Spool Spindle, 3½ in. long
10111	421	Thread (upper) Spool Spindle Inside Cone
10112	421	Thread (upper) Spool Spindle Inside Cone Spring
8064	---	Thread (upper) Spool Spindle Out- side Cone
8039	416	Thread (upper) Spool Spindle Out- side Cone 8064 with 759F
759F	423	Thread (upper) Spool Spindle Out- side Cone Thumb Screw
10151	416	Thread (upper) Take-up Spring
236F	423	" " " " Screw

From the library of: Diamond Needle Co.

LIST OF PARTS COMPLETE
FOR
MACHINE No. 23-30

HAS CUTTING ATTACHMENT

For Cloth

Makes Imitation Hand Made, Narrow Bight Buttonholes
 $\frac{1}{2}$ to $1\frac{1}{2}$ inches long

No.	Plate	Name
*10451	—	Arm with 771D and 10008
8582	421	" Dowel Pin (2)
118E	1797	" Screw (3)
10002	417	" Shaft (horizontal)
18820	1784	" " " Gear with 453c
2117	421	" " " " Pin
453c	423	" " " " Set Screw
144D	1797	" " " " Screw
10005	417	" " (upright)
18821	1784	" " " Gear with 453c ..
2117	421	" " " " Pin
453c	423	" " " " Set Screw ..
*10008	—	" Side Plate
771D	1797	" " " Thumb Screw
10010	4787	Balance Wheel, 2 $\frac{1}{4}$ in. pulley, with two 448c
448c	423	Balance Wheel Set Screw
*10456	—	Bed
18801	—	" Plate with 18620, 18621 and four 405E, for $\frac{1}{2}$ to 1 in. buttonholes ..
18802	—	Bed Plate 18801 with 18797, 18798 and four 231c
18839	—	Bed Plate complete, for $\frac{1}{2}$ to 1 in. buttonholes, Nos. 10024, 10134, 18802, 18837, 18846, two each 10135, 10136 and three 405E
18799	4789	Bed Plate with two 18619 and four 405E, for $1\frac{1}{8}$ to $1\frac{1}{2}$ in. buttonholes
18800	—	Bed Plate 18799 with 18797, 18798 and four 231c
18838	—	Bed Plate complete, for $1\frac{1}{8}$ to $1\frac{1}{2}$ in. buttonholes, Nos. 10024, 10134, 18800, 18837, 18846, two each 10135, 10136 and three 405E

No.	Plate	Name
18837	4792	Bed Plate Button with 240D and 664D
405E	423	" " " Screw
10020	416	" " Clamp Guide Slide with 1827
10021	416	Bed Plate Clamp Guide Slide Guide
399F	423	" " " " " " " Screw
1827	421	Bed Plate Clamp Guide Slide Roller and Stud
10023	416	Bed Plate Clamp Guide Slide Spring
10022	421	" " " " " " " Stop Stud
10024	416	Bed Plate Clamp Guide complete, Nos. 10020, 10022, 10023, two 10021 and four 399F
18797	4792	Bed Plate Clamp Stop (left) with 18752
18798	4792	Bed Plate Clamp Stop (right) with 18752
231c	1797	Bed Plate Clamp Stop Screw
18752	—	" " " " Stud
10461	421	" " Dowel Pin (2)
18620	4793	" " Protector (left), for $\frac{1}{2}$ to 1 in. buttonholes
18621	4793	Bed Plate Protector (right), for $\frac{1}{2}$ to 1 in. buttonholes
18619	4793	Bed Plate Protector, for $1\frac{1}{8}$ to $1\frac{1}{2}$ in. buttonholes
405E	423	Bed Plate Protector Screw
389F	423	" " Screw (4)
10818	419	Clamp Arm (lower, left)
10817	419	" " (lower, right)
10820	419	" " (lower) Front Guide (left)
10819	419	Clamp Arm (lower) Front Guide (right)
10157	421	Clamp Arm (lower) Front Guide Dowel Pin
402D	423	Clamp Arm (lower) Front Guide Screw
10159	419	Clamp Arm (lower) Rear Guide (left)
10161	423	Clamp Arm (lower) Rear Guide (left) Rivet
10158	419	Clamp Arm (lower) Rear Guide (right)
10160	421	Clamp Arm (lower) Rear Guide (right) Rivet

No.	Plate	Name
10823	419	Clamp Arm (upper, left) with 10165
10822	419	" " (upper, right) with 10165
10164	419	" " (upper) Adjusting Slide
247F	423	" " " " " "
		Screw
10165	421	Clamp Arm (upper) Adjusting Slide
		Steady Pin
10170	419	Clamp Arm (upper) Connecting Yoke
10171	419	" " " " " "
		Link with two 220D
220D	423	Clamp Arm (upper) Connecting Yoke
		Link Screw
10172	419	Clamp Arm (upper) Hinge
10173	423	" " " " Pin
176D	423	" " " " Screw
10195	4792	" " " " Spring
10174	419	" " " " Spreader
10821	418	" " " " Lever
99E	423	" " " " Hinge Screw
10176	419	" " " " Link
105D	423	" " " " Hinge Screw
109D	423	" " " " Screw
10827	4790	" Check (left), 1 1/4 inch
10826	4790	" " (right), 1 1/4 inch
10825	419	" " (left), 1 1/2 inch
10824	419	" " (right), 1 1/2 inch
10157	421	" " Hinge Pin
10177	419	" Crank Shaft
10179	419	" " " " Bracket (left) ...
10178	419	" " " " " " (right) ...
397E	423	" " " " " " Screw
		(large)
223E	423	Clamp Crank Shaft Bracket Screw
		(small)
10180	419	Clamp Crank Shaft Lever
10181	423	" " " " Pin
10182	419	" Guide Pin
10183	419	" " " " Lifter
103D	423	" " " " Hinge Screw
10184	419	" " " " Spring
233D	423	" " " " " " Screw ..
10157	421	" " " " Stop Pin
10185	419	" " " " Post
18840	4795	" Plate
10187	423	" Thread Catch
240D	423	" " " " Screw

No.	Plate	Name
18841	—	Clamp, 1 1/4 in., complete, Nos. 99E, 103D, 105D, 109D, 233D, 240D, 10158, 10159, 10170, 10171, 10174, 10176 to 10185, 10187, 10817 to 10823, 10826, 10827, 18840, two each 176D, 223E, 247F, 397E, 402D, 10160, 10161, 10164, 10172, 10173, 10195 and five 10157
18842	—	Clamp, 1 1/4 in., complete, Nos. 99E, 103D, 105D, 109D, 233D, 240D, 10158, 10159, 10170, 10171, 10174, 10176 to 10185, 10187, 10817 to 10825, 18840, two each 176D, 223E, 247F, 397E, 402D, 10160, 10161, 10164, 10172, 10173, 10195 and five 10157
18548	422	Cutting Block (brass), 1/2 in. for 10551
18750	4791	Cutting Block (brass), 3/4 in. for 10632
18751	4791	Cutting Block (brass), 3/8 in. for 10632
10464	422	Cutting Block (brass), 5/8 in. for 10547
10465	422	Cutting Block (brass), 3/4 in. for 10547
10469	422	Cutting Block (brass), 3/4 in. for 10551
10466	422	Cutting Block (brass), 3/8 in. for 10549
10502	422	Cutting Block (brass), 3/8 in. for 10551
10467	422	Cutting Block (brass), 1 in. for 10549
10470	422	Cutting Block (brass), 1 in., for 10551
10471	422	Cutting Block (brass), 1 1/8 in., for 10551
10472	422	Cutting Block (brass), 1 1/4 in., for 10551
10473	422	Cutting Block (brass), 1 3/8 in., for 10551
10474	422	Cutting Block (brass), 1 1/2 in., for 10551
10452	417	Cutting Block Arm
10453	422	" " " " Ratchet Wheel
10454	422	" " " " " " "
		Retaining Spring Latch
159D	423	Cutting Block Arm Ratchet Wheel
		Retaining Spring Latch Screw ..

From the library of: Diamond Needle Corp

No.	Plate	Name
304c	1797	Cutting Block Arm Screw Center (2)
1513E	423	" " " " " Nut (2)
10455	418	Cutting Block Arm Spring
444F	423	" " Set Screw (2)
18576	4793	Eye Stop
10893	4793	" "
1071c	1797	" " Adjusting Screw
1518E	423	" " " " Nut
10026	4787	Face Plate
176D	423	" " Screw (3)
10152	421	" " Thread Guide
10028	417	Feed Driving Bell Crank Lever with 1805
2D	416	Feed Driving Bell Crank Lever Hinge Screw
1805	421	Feed Driving Bell Crank Lever Roller and Stud
10031	418	Feed Hand Ratchet Lever
10032	416	" " " " Handle ..
52c	1797	" " " " Hinge Screw
18790	4792	Feed Hand Ratchet Pawl with 18791
10034	421	" " " " Hinge Stud
5569	416	" " " " Spring ...
18791	4791	" " " " " Hook
10061	4792	" " " " " Pin, for Bed
10036	418	Feed Hand Ratchet complete, Nos. 10031, 10032, 10034 and 18790 ...
10038	417	Feed and Looper Cam with two 445c
445c	423	" " " " Set Screw ..
10041	416	" Regulator (long)
10558	416	" " (reverse)
10559	416	" " (short)
176D	423	" " Screw (2)
18894	---	" Shipper Lever with 1814, for buttonholes from $\frac{1}{2}$ to $1\frac{1}{2}$ in. long
10477	418	Feed Shipper Lever with 1814, for buttonholes $1\frac{1}{8}$ and $1\frac{1}{2}$ in. long ..
71D	1797	Feed Shipper Lever Hinge Screw ..
1814	421	" " " Roller and Stud
10479	---	" Wheel with 10081, 10504, 10505, two each 401E and 756E, for $\frac{1}{2}$ in. buttonhole
10481	---	Feed Wheel with 10082, 10506, 10507, two each 401E and 756E, for $\frac{3}{8}$ in. buttonhole

No.	Plate	Name
10483	---	Feed Wheel with 10083, 10508, 10509, two each 401E and 756E, for $\frac{5}{8}$ in. buttonhole
10485	---	Feed Wheel with 756E, 10084, 10510, 10511 and three 401E, for $1\frac{1}{8}$ in. buttonhole
10487	---	Feed Wheel with 756E, 10085, 10512, 10513 and three 401E, for $\frac{3}{4}$ in. buttonhole
10489	---	Feed Wheel with 10086, 10514, 10515 and four 401E, for $\frac{5}{8}$ in. buttonhole
10491	---	Feed Wheel with 756E, 10087, 10516, 10517 and three 401E, for 1 in. buttonhole
18506	---	Feed Wheel with 10520, 18507, 18508, two each 401E and 756E, for $1\frac{1}{8}$ in. buttonhole
10495	---	Feed Wheel with 401E, 10518, 10519, 10521 and three 756E, for $1\frac{1}{8}$ in. buttonhole
10957	417	Feed Wheel with 401E, 10962, 10963, 10967 and three 756E, for $1\frac{1}{4}$ in. buttonhole
18569	---	Feed Wheel with 10523, 18570, 18571, two each 401E and 756E, for $1\frac{1}{8}$ in. buttonhole
10958	---	Feed Wheel with 10524, 10964, 10965 and four 401E, for $1\frac{1}{2}$ in. buttonhole
10059	416	Feed Wheel Brake Dog with 10060
5569	416	" " " " Spring ...
10035	421	" " " " " Hook
10060	421	" " " " Stud
10504	420	" " Cam Groove Protector, $\frac{1}{2}$ in. (inside), for 10479
10505	420	Feed Wheel Cam Groove Protector, $\frac{1}{2}$ in. (outside), for 10479
10506	---	Feed Wheel Cam Groove Protector, $\frac{3}{8}$ in. (inside), for 10481
10507	---	Feed Wheel Cam Groove Protector, $\frac{3}{8}$ in. (outside), for 10481
10508	---	Feed Wheel Cam Groove Protector, $\frac{5}{8}$ in. (inside), for 10483
10509	---	Feed Wheel Cam Groove Protector, $\frac{5}{8}$ in. (outside), for 10483
10510	---	Feed Wheel Cam Groove Protector, $1\frac{1}{8}$ in. (inside), for 10485
10511	---	Feed Wheel Cam Groove Protector, $1\frac{1}{8}$ in. (outside), for 10485
10512	---	Feed Wheel Cam Groove Protector, $\frac{3}{4}$ in. (inside), for 10487

No.	Plate	Name
10513	—	Feed Wheel Cam Groove Protector, $\frac{3}{4}$ in. (outside), for 10487
10514	—	Feed Wheel Cam Groove Protector, $\frac{7}{8}$ in. (inside), for 10489
10515	—	Feed Wheel Cam Groove Protector, $\frac{7}{8}$ in. (outside), for 10489
10516	—	Feed Wheel Cam Groove Protector, 1 in. (inside), for 10491
10517	—	Feed Wheel Cam Groove Protector, 1 in. (outside), for 10491
18507	—	Feed Wheel Cam Groove Protector, $1\frac{1}{8}$ in. (inside), for 18506
18508	—	Feed Wheel Cam Groove Protector, $1\frac{1}{8}$ in. (outside), for 18506
10518	—	Feed Wheel Cam Groove Protector, $1\frac{1}{4}$ in. (inside), for 10495
10519	—	Feed Wheel Cam Groove Protector, $1\frac{1}{4}$ in. (outside), for 10495
10962	—	Feed Wheel Cam Groove Protector, $1\frac{1}{4}$ in. (inside), for 10957
10963	—	Feed Wheel Cam Groove Protector, $1\frac{1}{4}$ in. (outside), for 10957
18570	—	Feed Wheel Cam Groove Protector, $1\frac{3}{8}$ in. (inside), for 18569
18571	—	Feed Wheel Cam Groove Protector, $1\frac{3}{8}$ in. (outside), for 18569
10964	—	Feed Wheel Cam Groove Protector, $1\frac{1}{2}$ in. (inside), for 10958
10965	—	Feed Wheel Cam Groove Protector, $1\frac{1}{2}$ in. (outside), for 10958
401E	423	Feed Wheel Cam Groove Protector Screw (long)
756E	4791	Feed Wheel Cam Groove Protector Screw (short)
18563	4787	Feed Wheel Driving Lever with 129E
129E	4791	“ “ “ “ Adjusting Screw
10063	416	Feed Wheel Driving Lever Block
357F	1797	“ “ “ “ “ “ Adjusting Screw
1520E	421	Feed Wheel Driving Lever Block Adjusting Screw Nut
8734	416	Feed Wheel Driving Lever Spring
10061	4792	“ “ “ “ “ “ Pin
429C	1797	Feed Wheel Driving Lever Supporting Screw
1513E	423	Feed Wheel Driving Lever Supporting Screw Nut

No.	Plate	Name
10029	416	Feed Wheel Friction Block
10030	416	“ “ “ “ Spring ..
430C	1797	“ “ “ “ “ Ad-justing Screw
1520E	421	Feed Wheel Friction Block Spring Adjusting Screw Nut
10081	—	Feed Wheel Latch, $\frac{1}{2}$ in., for 10479
10082	416	“ “ “ “ $\frac{3}{8}$ in., for 10481
10083	—	“ “ “ “ $\frac{5}{8}$ in., for 10483
10084	—	“ “ “ “ $\frac{1}{2}$ in., for 10485
10085	—	“ “ “ “ $\frac{3}{4}$ in., for 10487
10086	—	“ “ “ “ $\frac{3}{8}$ in., for 10489
10087	—	“ “ “ “ 1 in., for 10491
10520	—	“ “ “ “ $1\frac{1}{8}$ in., for 18506
10521	—	“ “ “ “ $1\frac{1}{2}$ in., for 10495
10967	—	“ “ “ “ $1\frac{1}{4}$ in., for 10957
10523	—	“ “ “ “ $1\frac{3}{8}$ in., for 18569
10524	—	“ “ “ “ $1\frac{1}{2}$ in., for 10958
18679	—	Knife, $\frac{1}{2}$ in. (medium size eye)
18680	—	“ “ $\frac{3}{8}$ in. (medium size eye)
18681	—	“ “ $\frac{5}{8}$ in. (medium size eye)
18682	—	“ “ $\frac{1}{2}$ in. (medium size eye)
18683	—	“ “ $\frac{3}{4}$ in. (medium size eye)
18684	—	“ “ $\frac{7}{8}$ in. (medium size eye)
18685	—	“ “ 1 in. (medium size eye)
18686	—	“ “ $1\frac{1}{8}$ in. (medium size eye)
18687	—	“ “ $1\frac{1}{4}$ in. (medium size eye)
18688	4791	“ “ $1\frac{1}{2}$ in. (medium size eye)
10632	1784	“ Holder with 209F and two 10556, for 18679 and 18680
10547	1784	Knife Holder with 209F and two 10556, for 18681 to 18683
10549	418	Knife Holder with 209F and two 10556, for 18684 and 18685
10551	418	Knife Holder with 209F and two 10556, for 18686 to 18688
10552	422	Knife Holder Adjusting Collar with 453c
453C	422	Knife Holder Adjusting Collar Set Screw
10553	422	Knife Holder Connecting Link
72D	423	“ “ “ “ “ Hinge Screw
10554	421	Knife Holder Connecting Link Pin..
10555	418	“ “ “ “ Hinge Pin
450C	423	“ “ “ “ “ Set Screw (2)
10560	417	“ “ “ “ “ Lifting Rock Shaft
10561	418	“ “ “ “ “ “ Con-necting Link

No.	Plate	Name
10562	421	Knife Holder Lifting Rock Shaft Connecting Link Pin (2)
293C	420	Knife Holder Lifting Rock Shaft Screw Center (2)
1501E	420	Knife Holder Lifting Rock Shaft Screw Center Nut (2)
10556	4792	Knife Position Pin
209F	423	" Set Screw
18843	4791	Looper (long)
10119	421	" (short)
10121	416	" Carrier with 1824
10122	418	" " Bracket
130D	1797	" " " Screw
10123	416	" " Crank
7958	4791	" " " Pin
209F	423	" " " Set Screw
10125	421	" " Needle Guard
233D	423	" " " " Screw
2077	4791	" " Pin
10127	4787	" " Pitman
378C	1797	" " " Hinge Screw (2)
1520E	421	" " " " " Nut (2)
1824	421	Looper Carrier Roller and Stud
10130	416	" " Shaft
10129	417	" Driving Bell Crank with 1807
2D	416	" " " " Hinge Screw
1807	421	" " " " Roller and Stud
224F	423	Looper Screw (2)
10088	4787	Needle Bar
10089	4787	Needle Bar complete, Nos. 10088, 10096, 10108 and 10110
10091	416	Needle Bar Connecting Link with two 390c
390c	423	Needle Bar Connecting Link Adjust- ing Screw
29c	1797	Needle Bar Connecting Link Hinge Screw
7548	—	Needle Bar Connecting Stud
7448	416	" " " " 7548 with 155c
155c	4791	Needle Bar Connecting Stud Set Screw
10557	4797	Needle Bar Frame
10897	—	" " " Bell Crank with 1813
1813	421	Needle Bar Frame Bell Crank Roller and Stud

No.	Plate	Name
307C	1797	Needle Bar Frame Bell Crank Screw Center (2)
1513E	423	Needle Bar Frame Bell Crank Screw Center Nut (2)
18826	4790	Needle Bar Frame Cam with two 445c
445C	423	Needle Bar Frame Cam Set Screw
10103	4787	" " " Connecting Rod with 390c
390C	423	Needle Bar Frame Connecting Rod Adjusting Screw
10104	421	Needle Bar Frame Connecting Rod Ball
147C	1797	Needle Bar Frame Connecting Rod Ball Screw
37E	1797	Needle Bar Frame Regulating Screw Stud
1514C	423	Needle Bar Frame Regulating Screw Stud Nut
307C	1797	Needle Bar Frame Screw Center (lower)
306C	1797	Needle Bar Frame Screw Center (upper)
1513E	423	Needle Bar Frame Screw Center Nut (2)
18876	—	Needle Bar Packing Cord (2)
290E	1797	" " Screw Bushing (2)
10093	416	" " Thread Take-up with 10114
10094	421	Needle Bar Thread Take-up Roller
10095	421	" " " " " "
233D	423	Needle Bar Thread Take-up Roller Cap
10114	421	Needle Bar Thread Take-up Roller Pin
209F	423	Needle Bar Thread Take-up Set Screw
10096	416	Needle Bar Thread Take-up com- plete, Nos. 209F, 233D and 10093 to 10095
10105	421	Needle Clamp
10106	421	" " Disc
10107	421	" " " Spring
93H	423	" " " " Screw
10108	421	" " " Gib
209F	423	" " " Set Screw
10109	421	" " " Thread Guide
665D	1797	" " " " " Screw ..

No.	Plate	Name
10110	421	Needle Clamp complete, Nos. 93H, 209F, 665D, 10105, 10107, 10109 and two 10106
10134	416	Spreader (left) with 99c and 10136
664D	4791	" " Stop Screw
18846	4792	" (right) with 99c and 10136..
240D	423	" " Stop Screw
99c	423	" Hinge Screw
10135	421	" Spring
10136	421	" Hook
2102	416	Tension (under thread) Disc (2) ..
1560c	421	" " " Regulating Thumb Nut
50021D	—	Tension (under thread) Screw Stud
10148	421	" " " Spring
10145	421	" " " Thread Guide
10144	421	" (upper thread) and Spool Bracket
10146	—	Tension (upper thread) and Spool Bracket complete, Nos. 415D, 488D, 1560c, 2103, 8039, 10111, 10112, 10144, 10145 and two 2102
159D	423	Tension (upper thread) and Spool Bracket Screw (2)
2102	416	Tension (upper thread) Disc
1560c	421	" " " Regulating Thumb Nut
2103	421	Tension (upper thread) Spring
415D	1797	" " " Stud
10145	421	" " " Thread Guide
10150	416	Thread (under) Cord Guide
333D	423	" " " Screw ..
10147	4787	" " Spool Bracket
159D	423	" " " Screw (2)
488D	419	" " " Spindle, 3½ in. long
487D	419	Thread (under) Spool Spindle, 4 in. long
10111	421	Thread (under) Spool Spindle Inside Cone (2)
10112	421	Thread (under) Spool Spindle Inside Cone Spring (2)
8064	—	Thread (under) Spool Spindle Outside Cone
8039	416	Thread (under) Spool Spindle Outside Cone 8039 with 759F (2)
18844	4791	Thread (under) Take-up Spring ...
10145	421	" " Thread Guide
10137	416	" (upper) Nipper Arm

No.	Plate	Name
77D	1797	Thread (upper) Nipper Arm Hinge Screw
1821	421	Thread (upper) Nipper Arm Roller and Stud
10567	418	Thread (upper) Nipper Cam with 435c
3012	421	Thread (upper) Nipper Cam Pin ..
435c	1797	" " " " Set Screw
8800	421	Thread (upper) Nipper Disc
1645E	1797	" " " " Regulating Thumb Nut
1547D	423	Thread (upper) Nipper Disc Regulating Thumb Nut Lock Nut ...
1153c	1797	Thread (upper) Nipper Disc Screw Stud
1547D	423	Thread (upper) Nipper Disc Screw Stud Nut
10140	416	Thread (upper) Nipper Lever
49F	1797	" " " " Screw
10141	421	" " " " Spring
10568	416	" " " Link
488D	419	" " Spool Spindle, 3½ in. long
10111	421	Thread (upper) Spool Spindle Inside Cone
10112	421	Thread (upper) Spool Spindle Inside Cone Spring
8064	—	Thread (upper) Spool Spindle Outside Cone
8039	416	Thread (upper) Spool Spindle Outside Cone 8064 with 759F
759F	423	Thread (upper) Spool Spindle Outside Cone Thumb Screw
18845	4791	Thread (upper) Take-up Spring, for 10026
236F	423	Thread (upper) Take-up Spring Screw

ACCESSORIES

FOR MACHINE NO. 23-1

No.	Plate	Name
10869	—	Cutting Punch (hand), for $\frac{5}{8}$ in. buttonhole
5569	416	Feed Wheel Brake Dog Spring
36569	—	Oiler with 36571
36570	—	" 36569 filled with oil
36571	—	" Spout, $1\frac{3}{4}$ in. long, with 36807..
36807	—	" " Washer (leather)
26026	1784	Screw Driver, Nos. 120088 and 120090
*120088	—	" " Blade
*120090	—	" " Handle
10135	421	Spreader Spring (4)
10117	4787	Table Bracket Machine Holder (left) with two wood screws $1\frac{1}{4}$ in., No. 14, R. H. B.
10216	417	Table Bracket Machine Holder (right) with 10116 and three wood screws $1\frac{1}{4}$ in., No. 14, R.H.B.
10116	416	Table Bracket Machine Holder Pin
120340	—	Tweezers (curved)
10875	4787	Wrench, for 1518 and 1520
10876	4787	" " 357 and 1513
23 x 2	—	Needles, six, size 2

FOR MACHINE No. 23-3

Same as for 23-1 with the following exception:

10242	420	Driving and Stop Motion Lever Spring
-------	-----	--

FOR MACHINE No. 23-4

Same as for 23-1 with the following exceptions:

10223	423	Barring Lever Clutch Lever Yielding Connection Spring (2)
		(10135 Spreader Spring, not used)

FOR MACHINE No. 23-9

Same as for 23-1 with the following exceptions:

No.	Plate	Name
10473	422	Cutting Block (brass), $1\frac{3}{8}$ inch
10535	422	Knife, $1\frac{1}{2}$ in. (large size eye)
10563	417	Table Bracket Machine Holder (left) with four wood screws $1\frac{1}{4}$ in., No. 14, R. H. B., in place of 10117 ..
10877	4787	Wrench, for 10453
23 x 1	—	Needles, six, size 2, in place of 23x2

FOR MACHINE No. 23-10

Same as for 23-1 with the following exceptions:

10474	422	Cutting Block (brass), $1\frac{1}{2}$ inch
10242	420	Driving and Stop Motion Lever Spring
10535	422	Knife, $1\frac{1}{2}$ inch (large size eye)
10563	417	Table Bracket Machine Holder (left) with four wood screws $1\frac{1}{4}$ in., No. 14, R.H.B., in place of 10117
10877	4787	Wrench, for 10453
23 x 1	—	Needles, six, size 2, in place of 23x2

FOR MACHINE No. 23-11

Same as for 23-1 with the following exceptions:

10474	422	Cutting Block (brass), $1\frac{3}{8}$ in. (3) ..
10242	420	Driving and Stop Motion Lever Spring
10535	422	Knife, $1\frac{1}{2}$ in. (large size eye)
10223	423	Spreader Spring (2), in place of 10135
10563	417	Table Bracket Machine Holder (left) with four wood screws $1\frac{1}{4}$ in., No. 14, R.H.B., in place of 10117
10877	4787	Wrench, for 10453
23 x 1	—	Needles, six, size 2, in place of 23x2

FOR MACHINE No. 23-12

Same as for 23-1 with the following exceptions:

10473	422	Cutting Block (brass), $1\frac{3}{8}$ inch
10242	420	Driving and Stop Motion Lever Spring

No.	Plate	Name
10535	422	Knife, 1½ in. (large size eye)
10223	423	Spreader Spring (2), in place of 10135
10563	417	Table Bracket Machine Holder (left) with two wood screws 1¼ in., No. 14, R.H.B., in place of 10117
10877	4787	Wrench, for 10453
23 x 1	—	Needles, six, size 2, in place of 23x2

FOR MACHINE No. 23-16

Same as for 23-1 with the following exceptions:

18872	—	Cutting Block (brass), 1¼ inch
18874	—	“ “ “ 1½ inch
18875	—	“ “ “ 1¾ inch
10881	422	Knife, 2 in. (large size eye)
10563	417	Table Bracket Machine Holder (left) with four wood screws 1¼ in., No. 14, R.H.B., in place of 10117
10877	4787	Wrench, for 10453
23 x 1	—	Needles, six, size 2, in place of 23x2

FOR MACHINE No. 23-21

Same as for 23-1 with the following exceptions:

18605	422	Cutting Block (brass), 1¼ inch
10881	422	Knife, 2 in. (large size eye)
10563	417	Table Bracket Machine Holder (left) with four wood screws 1¼ in., No. 14, R. H. B., in place of 10117 ..
10877	4787	Wrench, for 10453
23 x 1	—	Needles, six, size 2, in place of 23x2

FOR MACHINE No. 23-22

Same as for 23-1 with the following exceptions:

10469	422	Cutting Block (brass), for ¾ inch ..
10470	422	“ “ “ 1 inch ..
10472	422	“ “ “ 1¼ inch ..
10242	420	Driving and Stop Motion Lever Spring
10535	422	Knife, 1½ inch (large size eye)
10223	423	Spreader Spring (2), in place of 10135
10563	417	Table Bracket Machine Holder (left) with four wood screws 1¼ in., No. 14, R.H.B., in place of 10117
10877	4787	Wrench, for 10453
23 x 1	—	Needles, six, size 2, in place of 23x2

FOR MACHINE No. 23-30

Same as for 23-1 with the following exceptions:

No.	Plate	Name
10469	422	Cutting Block (brass), ¾ inch
10470	422	“ “ “ 1 inch
10472	422	“ “ “ 1¼ inch
18688	4791	Knife, 1½ in. (medium size eye) ...
10563	417	Table Bracket Machine Holder (left) with four wood screws 1¼ in., No. 14, R.H.B., in place of 10117
10877	4787	Wrench, for 10453
23 x 1	—	Needles, six, size 2, in place of 23x2

TABLE BELT GUIDES

FOR MACHINES NOS. 23-3, 23-4, 23-10 TO 23-12
AND 23-22

10857	4794	Table Belt Guide Bracket with 448c
10858	4794	“ “ “ “ Shaft
10859	4794	“ “ “ “ Pulley
448c	423	“ “ “ “ Set
		Screw
10856	4794	Table Belt Guide Bracket complete, Nos. 10857 to 10859 and three wood screws 1¼ in., No. 12, R.H.B.

CUTTING PUNCH

(HAND)

No.	Plate	Name
10866	—	Cutting Punch (hand), for $\frac{3}{8}$ in. buttonhole
10867	418	Cutting Punch (hand), for $\frac{1}{2}$ in. buttonhole
10868	—	Cutting Punch (hand), for $\frac{5}{16}$ in. buttonhole
10869	—	Cutting Punch (hand), for $\frac{7}{8}$ in. buttonhole
10870	—	Cutting Punch (hand), for $\frac{11}{16}$ in. buttonhole
10871	—	Cutting Punch (hand), for $\frac{3}{4}$ in. buttonhole
10872	—	Cutting Punch (hand), for $\frac{5}{8}$ in. buttonhole
10873	—	Cutting Punch (hand), for 1 in. buttonhole
234464	—	Cutting Punch (hand), for $\frac{7}{16}$ in. eyelet
234471	—	Cutting Punch (hand), for $\frac{1}{4}$ in. eyelet
234465	—	Cutting Punch (hand), for $\frac{3}{32}$ in. eyelet
234472	—	Cutting Punch (hand), for $\frac{1}{8}$ in. eyelet
234474	—	Cutting Punch (hand), for $\frac{1}{4}$ in. eyelet
15648	—	Cutting Punch (hand), for $\frac{1}{2}$ in. eyelet

DRIVING ATTACHMENT

No.	Plate	Name
10849	4794	Driving Pulley with 10236
10236	420	" " Center Bearing
10237	4794	" " Spring
10850	4794	Friction Pulley
10851	4794	" " Stud
10238	417	" " Washer (paper)
10852	4794	Lever
10853	4794	" Bracket
144D	1797	" " Screw
10854	4793	" " Washer
10855	4793	" Brake Roll (wood)
127D	4791	" " " Screw
27070	—	Shaft Driving Pulley (sectional, grooved), 10 in. diam., $1\frac{1}{8}$ in. bore, with two 597c
597C	4791	Shaft Driving Pulley Clamping Screw
126036	—	Treadle
126037	—	" 126036 with 2718R, 50581R and 126038
126038	—	Treadle Extension
50581R	—	" " Screw
2718R	—	" " " Washer
27639	4794	" Pitman Rod
9079	4794	" " " Clamp with 354c
354C	4791	" " " " Screw
60626	—	Treadle Pitman complete, Nos. two each 9079 and 27639
204127	—	Treadle Stand (left) with two wood screws 1 in., No. 13
204128	—	Treadle Stand (right) with two wood screws 1 in., No. 13
126039	—	Treadle complete, Nos. 126037, 204127 and 204128
126040	—	Treadle and Pitman complete, Nos. 60626 and 126039
10847	—	Driving Attachment complete, Nos. 127D, 144D, 10237, 10238, 10849 to 10855, 27070, 126040 and three wood screws $1\frac{1}{4}$ in., No. 12

KNIVES

FOR MACHINES NOS. 23-9 TO 23-12, 23-22
AND 23-30

No.	Plate	Name
10526	—	Knife, $\frac{1}{2}$ in. (large size eye)
10527	422	" $\frac{3}{8}$ in. (large size eye)
10528	422	" $\frac{3}{8}$ in. (large size eye)
10529	—	" $\frac{1}{2}$ in. (large size eye)
10530	422	" $\frac{3}{8}$ in. (large size eye)
10531	—	" $\frac{3}{8}$ in. (large size eye)
10532	422	" 1 in. (large size eye)
10533	—	" $1\frac{1}{8}$ in. (large size eye)
10534	422	" $1\frac{1}{4}$ in. (large size eye)
10535	422	" $1\frac{1}{2}$ in. (large size eye)
10536	—	" $\frac{1}{2}$ in. (small size eye)
10537	—	" $\frac{3}{8}$ in. (small size eye)
10538	—	" $\frac{3}{8}$ in. (small size eye)
10539	—	" $\frac{1}{2}$ in. (small size eye)
10540	—	" $\frac{3}{8}$ in. (small size eye)
10541	—	" $\frac{3}{8}$ in. (small size eye)
10542	—	" 1 in. (small size eye)
10543	—	" $1\frac{1}{8}$ in. (small size eye)
10544	—	" $1\frac{1}{4}$ in. (small size eye)
10545	—	" $1\frac{1}{2}$ in. (small size eye)

TABLE BELT GUIDE

FOR AUTOMATIC STOP AND BARRING
ATTACHMENT MACHINES AT RIGHT
ANGLE WITH SHAFT
(POWER TABLE)

10861	4794	Bracket with 448c
10862	4794	" Shaft
10864	4794	" " Collar with 448c
448c	423	" " " Set Screw
10865	4794	" " Pulley
448c	423	" " Set Screw
10860	4794	Bracket complete, Nos. 10861, 10862, two each 10864, 10865 and wood screws $1\frac{1}{4}$ in., No. 12, R.H.B.

CLAMPS

CLAMP FOR SHIRT WORK

FOR MACHINE No. 23-1

Same as 10188 with the following exceptions:

No.	Plate	Name
10818	419	Clamp Arm (lower, left), in place of 10154
10817	419	Clamp Arm (lower, right), in place of 10153
10190	4790	Clamp Arm (upper, left) with 10165, in place of 10163
10189	4790	Clamp Arm (upper, right) with 10165, in place of 10162
10821	418	Clamp Arm Spreader Lever, in place of 10175
10192	4790	Clamp Check (left), in place of 10167
10191	4790	Clamp Check (right), in place of 10166
10193	423	Clamp Check Dowel Pin
337D	4791	" " Screw, in place of 10157
10194	—	Clamp complete, Nos. 99E, 103D, 105D, 109D, 233D, 240D, 10155, 10156, 10158, 10159, 10170, 10171, 10174, 10176 to 10187, 10189 to 10192, 10817, 10818, 10821, two each 176D, 223E, 247F, 337D, 397E, 402D, 10160, 10161, 10164, 10172, 10173, 10193, 10195 and three 10157, in place of 10188

CLAMP FOR MILITARY WORK

FOR MACHINES NOS. 23-9 AND 23-12

10818	419	Clamp Arm (lower, left)
10817	419	" " (lower, right)
10820	419	" " (lower) Front Guide (left)
10819	419	Clamp Arm (lower) Front Guide (right)
10157	421	Clamp Arm (lower) Front Guide Dowel Pin

Clamps

No.	Plate	Name
402D	423	Clamp Arm (lower) Front Guide Screw
10159	419	Clamp Arm (lower) Rear Guide (left)
10161	423	Clamp Arm (lower) Rear Guide (left) Rivet
10158	419	Clamp Arm (lower) Rear Guide (right)
10160	421	Clamp Arm (lower) Rear Guide (right) Rivet
10833	4795	Clamp Arm (upper, left) with 10248
10832	4795	" " (upper, right) with 10248
10834	4795	" " (upper) Adjusting Slide
247F	423	" " " " " "
		Screw
10248	423	Clamp Arm (upper) Adjusting Slide Steady Pin
10170	419	Clamp Arm (upper) Connecting Yoke
10171	419	" " " " " "
		Link with two 220D
10836	4791	Clamp Arm (upper) Dowel Pin
10835	4795	" " " Hinge
10173	423	" " " " Pin
192D	1797	" " " Screw
10195	4792	" " " Spring
10174	419	" " " Spreader
10843	4795	" " " Lever
99E	423	" " " " Hinge Screw
10176	419	" " " Link
105D	423	" " " " Hinge Screw
109D	423	" " " Screw
10825	419	" Check (left), 1½ inch
10824	419	" " (right), 1½ inch
10157	421	" " Hinge Pin
10177	419	" Crank Shaft
10838	4795	" " " Bracket (left) ..
10837	4795	" " " " (right) ...
397E	423	" " " " Screw (large)
223E	423	Clamp Crank Shaft Bracket Screw (small)
10839	4795	Clamp Crank Shaft Lever
10181	423	" " " " Pin
10182	419	" Guide Pin
10841	4795	" " " Lifter
103D	423	" " " " Hinge Screw ..
10184	419	" " " " Spring
233D	423	" " " " " Screw ..
10842	4795	" " " " Stop
224D	423	" " " " " Screw ...

Clamps

No.	Plate	Name
10845	4795	Clamp Guide Pin Post
10573	4790	" Plate
10187	423	" Thread Catch
240D	423	" " " Screw
18659	---	Clamp, 1½ in., complete, Nos. 99E, 103D, 105D, 109D, 224D, 233D, 240D, 10158, 10159, 10170, 10171, 10174, 10176, 10177, 10181, 10182, 10184, 10187, 10573, 10817 to 10820, 10824, 10825, 10832, 10833, 10837 to 10839, 10841 to 10843, 10845, two each 192D, 223E, 247F, 397E, 402D, 10160, 10161, 10173, 10195, 10834, 10835, four each 10157 and 10836

CLAMPS FOR EYELESS BUTTONHOLES

FOR MACHINES NOS. 23-10 AND 23-11

Same as 10829 and 10830 with the following exceptions:

18578	4795	Clamp Plate, in place of 10828
10944	---	Clamp, 1½ in., complete, Nos. 99E, 103D, 105D, 109D, 233D, 240D, 10158, 10159, 10170, 10171, 10174, 10176 to 10185, 10187, 10817 to 10823, 10826, 10827, 18578, two each 176D, 223E, 247F, 397E, 402D, 10160, 10161, 10164, 10172, 10173, 10195 and five 10157, in place of 10829
10954	---	Clamp, 1½ in., complete, Nos. 99E, 103D, 105D, 109D, 233D, 240D, 10158, 10159, 10170, 10171, 10174, 10176 to 10185, 10187, 10817 to 10825, 18578, two each 176D, 223E, 247F, 397E, 402D, 10160, 10161, 10164, 10172, 10173, 10195 and five 10157, in place of 10830

FOR MILITARY WORK

Same as 10829 and 10830 with the following exceptions:

10833	4795	Clamp Arm (upper, left) with 10248, in place of 10823
10832	4795	Clamp Arm (upper, right) with 10248, in place of 10822
10834	4795	Clamp Arm (upper) Adjusting Slide, in place of 10164
10248	423	Clamp Arm (upper) Adjusting Slide Steady Pin, in place of 10165 ...

No.	Plate	Name
10836	4791	Clamp Arm (upper) Dowel Pin ...
10835	4795	" " " Hinge, in place of 10172
192D	1797	Clamp Arm (upper) Screw, in place of 176D
10843	4795	Clamp Arm Spreader Lever, in place of 10821
10838	4795	Clamp Crank Shaft Bracket (left), in place of 10179
10837	4795	Clamp Crank Shaft Bracket (right), in place of 10178
10839	4795	Clamp Crank Shaft Lever, in place of 10180
10841	4795	Clamp Guide Pin Lifter, in place of 10183
10842	4795	Clamp Guide Pin Lifter Stop, in place of 10157
224D	423	Clamp Guide Pin Lifter Stop Screw
10845	4795	" " " Post, in place of 10185
10844	—	Clamp, 1½ in., complete, Nos. 99E, 103D, 105D, 109D, 224D, 233D, 240D, 10158, 10159, 10170, 10171, 10174, 10176, 10177, 10181, 10182, 10184, 10187, 10817 to 10820, 10826 to 10828, 10832, 10833, 10837 to 10839, 10841 to 10843, 10845, two each 192D, 223E, 247F, 397E, 402D, 10160, 10161, 10173, 10195, 10834, 10835, four each 10157 and 10836, in place of 10829
10956	—	Clamp, 1½ in., complete, Nos. 99E, 103D, 105D, 109D, 224D, 233D, 240D, 10158, 10159, 10170, 10171, 10174, 10176, 10177, 10181, 10182, 10184, 10187, 10817 to 10820, 10824, 10825, 10828, 10832, 10833, 10837 to 10839, 10841 to 10843, 10845, two each 192D, 223E, 247F, 397E, 402D, 10160, 10161, 10173, 10195, 10834, 10835, four each 10157 and 10836, in place of 10830

CLAMP FOR MILITARY WORK

FOR MACHINE NO. 23-16

Same as 10830 with the following exceptions:

10763	1757	Clamp Arm (lower, left), in place of 10818
-------	------	--

No.	Plate	Name
10762	1757	Clamp Arm (lower, right), in place of 10817
10156	419	Clamp Arm (lower) Front Guide (left), in place of 10820
10155	419	Clamp Arm (lower) Front Guide (right), in place of 10819
18582	4790	Clamp Arm (upper, left) with 10248, in place of 10823
18581	4790	Clamp Arm (upper, right) with 10248, in place of 10822
10834	4795	Clamp Arm (upper) Adjusting Slide, in place of 10164
10248	423	Clamp Arm (upper) Adjusting Slide Steady Pin, in place of 10165 ...
10836	4791	Clamp Arm (upper) Dowel Pin ...
10835	4795	" " " Hinge, in place of 10172
192D	1797	Clamp Arm (upper) Screw, in place of 176D
10843	4795	Clamp Arm Spreader Lever, in place of 10821
10767	1757	Clamp Check (left), in place of 10825
10766	1757	" " (right), in place of 10824
10838	4795	" Crank Shaft Bracket (left), in place of 10179
10837	4795	Clamp Crank Shaft Bracket (right), in place of 10178
10839	4795	Clamp Crank Shaft Lever, in place of 10180
10841	4795	Clamp Guide Pin Lifter, in place of 10183
10842	4795	Clamp Guide Pin Lifter Stop, in place of 10157
224F	423	Clamp Guide Pin Lifter Stop Screw
10845	4795	" " " Post, in place of 10185
10768	1757	Clamp Plate, in place of 10828
10955	—	Clamp, 2 in., complete, Nos. 99E, 103D, 105D, 109D, 224D, 233D, 240D, 10155, 10156, 10158, 10159, 10170, 10171, 10174, 10176, 10177, 10181, 10182, 10184, 10187, 10762, 10763, 10766 to 10768, 10837 to 10839, 10841 to 10843, 10845, 18581, 18582, two each 192D, 223E, 247F, 397E, 402D, 10160, 10161, 10173, 10195, 10834, 10835, four each 10157 and 10836, in place of 10830

CLAMP PLATE DEFLECTING PIECES
REVERSIBLE (KILBOWIE STYLE)

Thus, $\frac{1}{2}$ in. Reversed gives $1\frac{1}{4}$ in., etc.

FOR MACHINES NOS. 23-9 AND 23-12

No.	Plate	Name
10579	---	Clamp Plate
10395	---	" " Deflecting Piece, $\frac{3}{8}$ in. and $1\frac{3}{8}$ in. (left)
10394	---	Clamp Plate Deflecting Piece, $\frac{3}{8}$ in. and $1\frac{3}{8}$ in. (right)
10397	---	Clamp Plate Deflecting Piece, $\frac{1}{16}$ in. and $1\frac{1}{4}$ in. (left)
10396	---	Clamp Plate Deflecting Piece, $\frac{1}{16}$ in. and $1\frac{1}{4}$ in. (right)
10399	---	Clamp Plate Deflecting Piece, $\frac{1}{2}$ in. and $1\frac{1}{4}$ in. (left)
10398	---	Clamp Plate Deflecting Piece, $\frac{1}{2}$ in. and $1\frac{1}{4}$ in. (right)
10401	1754	Clamp Plate Deflecting Piece, $\frac{3}{16}$ in. and $1\frac{1}{8}$ in. (left)
10400	1754	Clamp Plate Deflecting Piece, $\frac{3}{16}$ in. and $1\frac{1}{8}$ in. (right)
10403	---	Clamp Plate Deflecting Piece, $\frac{3}{16}$ in. and $1\frac{1}{8}$ in. (left)
10402	---	Clamp Plate Deflecting Piece, $\frac{3}{16}$ in. $1\frac{1}{4}$ in. (right)
10952	---	Clamp Plate Deflecting Piece, $\frac{5}{8}$ in. and $\frac{7}{8}$ in. (left)
10951	---	Clamp Plate Deflecting Piece, $\frac{5}{8}$ in. and $\frac{7}{8}$ in. (right)
10405	---	Clamp Plate Deflecting Piece, $\frac{3}{4}$ in. and 1 in. (left)
10404	---	Clamp Plate Deflecting Piece, $\frac{3}{4}$ in. and 1 in. (right)
10407	---	Clamp Plate Deflecting Piece, $\frac{1}{2}$ in. and $1\frac{1}{2}$ in. (left)
10406	---	Clamp Plate Deflecting Piece, $\frac{1}{2}$ in. and $1\frac{1}{2}$ in. (right)
757E	1764	Clamp Plate Deflecting Piece Screw
10571	---	Clamp, $1\frac{1}{4}$ in., complete, Nos. 99E, 103D, 105D, 109D, 233D, 240D, 10158, 10159, 10170, 10171, 10174, 10176 to 10185, 10187, 10579, 10817 to 10823, 10826, 10827, two each 176D, 223E, 247F, 397E, 402D, 10160, 10161, 10164, 10172, 10173, 10195 and five 10157

No.	Plate	Name
10572	---	Clamp, $1\frac{1}{2}$ in., complete, Nos. 99E, 103D, 105D, 109D, 233D, 240D, 10158, 10159, 10170, 10171, 10174, 10176 to 10185, 10187, 10579, 10817 to 10825, two each 176D, 223E, 247F, 397E, 402D, 10160, 10161, 10164, 10172, 10173, 10195 and five 10157

MISCELLANEOUS PARTS

No.	Plate	Name
2139	—	Balance Wheel Speed Pulley, $1\frac{1}{4}$ in. diam., with 451c, for Machines Nos. 23-1, 23-9, 23-16, 23-21 and 23-30
2140	14787	Balance Wheel Speed Pulley, $2\frac{3}{8}$ in. diam., with 437c, for Machines Nos. 23-1, 23-9, 23-16, 23-21 and 23-30
437c	423	Balance Wheel Speed Pulley Set Screw
451c	423	Balance Wheel Speed Pulley Set Screw
18889	—	Bed Plate Button
18890	—	" " " Adjustable Gimp and Needle Plate
18892	—	Bed Plate Button Adjustable Gimp and Needle Plate Drift
18891	—	Bed Plate Button complete, Nos. 18889, 18890 and 18892, for Machine No. 23-10
10888	4792	Bed Plate Button (Chicago style) with 240b and 664b, for Machine No. 23-10
10943	4792	Bed Plate Button (Chicago style) with 240b and 664b, for Machines Nos. 23-16 and 23-21
10991	4793	Bed Plate Button (Hamburg style), for Machine No. 23-22
18607	—	Feed Hand Ratchet complete, Nos. 10032, 10034, 18606 and 18792, for Machine No. 23-21
10215	4793	Feed Wheel Driving Lever Block (Hamburg style)
18697	4795	Thread (upper) Cord Guide
18698	4795	" " " " Bracket
18699	4795	" " " " Hinge Pin and Thread Eyelet
18700	4795	Thread (upper) Cord Guide Lock Spring
10157	421	Thread (upper) Cord Guide Lock Spring Position Pin
18747	4793	Thread (upper) Cord Guide complete, Nos. 10157 and 18697 to 18700, for Machines Nos. 23-9 to 23-12, 23-16, 23-21, 23-22 and 23-30

OBSOLETE PARTS

No.	Plate	Name
10004	416	Arm Shaft (horizontal) Gear with 453c
10007	418	Arm Shaft (upright) Gear with 453c
10761	4788	Bed Plate, for Machine No. 23-16 ..
10302	4788	" " " I. B. H. Looper
18547	4788	" " " " " " " for Machine No. 23-11
10457	417	Bed Plate with 10475 and two 621E
10636	4788	" " " 10475 and two 621E, for Machine No. 23-11
10990	4788	Bed Plate with 18549 and two 621E, for Machine No. 23-22
18622	4789	Bed Plate with two 18619 and four 405E, for Machines Nos. 23-9, 23-10 and 23-12
18628	4789	Bed Plate with two 18619 and four 405E, for Machine No. 23-11
18642	4789	Bed Plate with 18646, 18647 and four 405E, for Machine No. 23-22
18596	—	Bed Plate complete, Nos. 10024, 10132, 10134, 10879, 18595, two each 10135, 10136 and three 405E
10310	418	Bed Plate Button Slide, for Machine No. 23-4
10308	418	Bed Plate Button Slide Connection with 10136, for I. B. H. Looper, for Machines Nos. 23-4 and 23-11 ..
10168	4790	Clamp Check Pressure Spring
18557	4790	" " " " "
10226	418	" Wire Guard (right), for Machines Nos. 23-3 and 23-4
10227	418	Clamp Wire Guard (left), for Machines Nos. 23-3 and 23-4
10361	420	Driving and Stop Motion Connection Rod Link, for Machines Nos. 23-4 and 23-11
10312	420	Driving and Stop Motion Ratchet Lever with 1823 and 10251, for five stitch bar, for Machines Nos. 23-4 and 23-11
10427	4793	Driving and Stop Motion Tripping Lever (Kilbowle style) with 10251 and 10257, for Machines Nos. 23-3, 23-4 and 23-10 to 23-12

No.	Plate	Name
10259	4793	Driving and Stop Motion Tripping Lever Point (long) (Kilbowie style)
10260	4793	Driving and Stop Motion Tripping Lever Point (short) (Kilbowie style)
10468	420	Eye Stop, for Machines Nos. 23-9 to 23-12
10475	4793	Eye Stop Substitute
18549	4793	" " "
621E	4791	" " " Screw
18607	—	Feed Hand Ratchet complete, Nos. 10032, 10034, 18606 and 18792, for Machine No. 23-21
10885	4792	Feed Hand Ratchet Pawl with 10035, for Machines Nos. 23-16 and 23-21
10999	4793	Feed Hand Ratchet Pawl with 10035, for Machine No. 23-22
10497	—	Feed Wheel with 10522, for 1½ in. buttonhole, for Machine No. 23-9..
10522	416	Feed Wheel Latch, for 1½ inch
10299	420	" " Tripping Point
10565	421	Looper (single thread), for Machines Nos. 23-9, 23-10 and 23-21
10380	420	Spreader (left) with 99c and 10136, for I.B.H. Looper, for Machines Nos. 23-4 and 23-11
10384	420	Spreader Cam Fixture
10574	421	Thread (upper) Cord Guide Eyelet
10143	4791	" " Needle Stud

**NUMERICAL LIST OF PARTS
FOR
MACHINES
Nos. 23-1, 23-3, 23-4, 23-9 to
23-12, 23-16, 23-21,
23-22 and 23-30**

NUMERICAL LIST OF PARTS

No.	Plate	Name
2D	416	Feed Driving Bell Crank Lever Hinge Screw
2D	416	Looper Driving Bell Crank Hinge Screw
29c	1797	Needle Bar Connecting Link Hinge Screw
37E	1797	Needle Bar Frame Regulating Screw Stud
38D	1797	Driving and Stop Motion Connecting Rod Head Hinge Screw, for Machines Nos. 23-3, 23-4, 23-10 to 23-12 and 23-22
49F	1797	Thread (upper) Nipper Lever Screw
52c	1797	Driving and Stop Motion Starting Lever Hinge Screw, for Machines Nos. 23-3, 23-4, 23-10 to 23-12 and 23-22
52c	1797	Feed Hand Ratchet Lever Hinge Screw
57c	1797	Driving and Stop Motion Connecting Rod Link Hinge Screw, for Machines Nos. 23-3, 23-4, 23-10 to 23-12 and 23-22
63D	1797	Driving and Stop Motion Ratchet Lever Hinge Screw, for Machines Nos. 23-3, 23-4, 23-10 to 23-12 and 23-22
71D	1797	Feed Shipper Lever Hinge Screw..
72D	423	Knife Holder Connecting Link Hinge Screw, for Machines Nos. 23-9 to 23-12, 23-16, 23-21, 23-22 and 23-30
77D	1797	Driving and Stop Motion Ratchet Lever Pawl Stop Lever Hinge Screw, for Machine No. 23-22
77D	1797	Driving and Stop Motion Tripping Lever Hinge Screw, for Machines Nos. 23-3, 23-4 and 23-10 to 23-12
77D	1797	Thread (upper) Nipper Arm Hinge Screw
90D	4791	Barring Feed Wheel Lever Brake Lever Hinge Screw, for Machine No. 23-22

No.	Plate	Name
91F	423	Barring Lever Clutch Lever Yielding Connection Guide Screw, for Machines Nos. 23-3, 23-4, 23-10 to 23-12 and 23-22
93H	423	Needle Clamp Disc Spring Screw, for 10110
99E	423	Clamp Arm Spreader Lever Hinge Screw
99C	423	Spreader Hinge Screw, for 10132, 10134, 10380 and 18846
100D	423	Barring Lever Clutch Lever Hinge Screw, for Machines Nos. 23-3, 23-4, 23-10 to 23-12 and 23-22
100D	423	Driving and Stop Motion Ratchet Lever Pawl Hinge Screw, for Machines Nos. 23-3, 23-4, 23-10 to 23-12 and 23-22
103D	423	Clamp Guide Pin Lifter Hinge Screw
105D	423	" Arm Spreader Link Hinge Screw
106D	423	Barring Lever Clutch Lever Yielding Connection Hinge Screw, for Machines Nos. 23-3, 23-4, 23-10 to 23-12 and 23-22
106D	423	Driving and Stop Motion Tripping Lever Catch Hinge Screw, for Machines Nos. 23-3, 23-4, 23-10 to 23-12 and 23-22
109D	423	Clamp Arm Spreader Screw
110C	423	Spreader Hinge Screw, for 10376 and 10378
118E	1797	Arm Screw
124F	1797	Driving and Stop Motion Lever Adjusting Screw, for Machines Nos. 23-3, 23-4, 23-10 to 23-12 and 23-22
127D	4791	Driving Attachment Lever Brake Roll Screw, for 10847
129E	4791	Feed Wheel Driving Lever Adjusting Screw, for 18563 and 18564 ..
130D	1797	Looper Carrier Bracket Screw
144D	1797	Arm Shaft (horizontal) Screw
144D	1797	Driving Attachment Lever Bracket Screw, for 10847
145E	423	Bed Extension Screw, for 18592 ...
147C	1797	Needle Bar Frame Connecting Rod Ball Screw
150D	1797	Driving and Stop Motion Lever Screw, for Machines Nos. 23-3, 23-4, 23-10 to 23-12 and 23-22

No.	Plate	Name
155C	4791	Needle Bar Connecting Stud Set Screw, for 7448
159D	423	Cutting Block Arm Ratchet Wheel Retaining Spring Latch Screw, for Machines Nos. 23-9 to 23-12, 23-16, 23-21, 23-22 and 23-30
159D	423	Driving and Stop Motion Lever Spring Screw, for Machines Nos. 23-3, 23-4, 23-10 to 23-12 and 23-22
159D	423	Thread (under) Spool Bracket Screw
159D	423	Tension (upper thread) and Spool Bracket Screw
176D	423	Barring Lever Cap Screw, for Machines Nos. 23-3, 23-4, 23-10 to 23-12 and 23-22
176D	423	Clamp Arm (upper) Screw, for 10188, 10194, 10571, 10572, 10577, 10578, 10769, 10829, 10830, 10944, 10954, 18560, 18604, 18841 and 18842
176D	423	Face Plate Screw
176D	423	Feed Regulator Screw
185H	1797	Spreader Cam Adjusting Slide Screw, for Machines Nos. 23-4, 23-11, 23-12 and 23-22
190D	4791	Driving and Stop Motion Ratchet Lever Pawl Stop Screw, for Machine No. 23-22
192D	1797	Clamp Arm (upper) Screw, for 10844, 10955, 10956 and 18659 ...
196F	1797	Driving and Stop Motion Ratchet Lever Adjusting Screw, for Machines Nos. 23-3, 23-4, 23-10 to 23-12 and 23-22
207C	4791	Feed Wheel Tripping Point Screw, for 10901 to 10925, 10929 to 10935, 10937, 10938 and 10940
209F	423	Knife Set Screw, for 10547, 10549, 10551, 10632, 10730 and 18610 ...
209F	423	Looper Carrier Crank Set Screw ..
209F	423	Needle Bar Thread Take-up Set Screw, for 10096
209F	423	Needle Clamp Set Screw, for 10110
214D	1797	Bed Plate Button Slide Connection Stop Screw, for Machines, Nos. 23-4, 23-11 and 23-22
217F	423	Barring Lever Clutch Adjusting Screw, for Machines Nos. 23-3, 23-4 and 23-10 to 23-12

No.	Plate	Name
220D	423	Clamp Arm (upper) Connecting Yoke Link Screw, for 10171
223E	423	Clamp Crank Shaft Bracket Screw (small)
224D	423	Clamp Guide Pin Lifter Stop Screw, for 10844, 10955, 10956 and 18659 ..
224F	423	Looper Screw
228D	423	Spreader Cam Screw, for Machines Nos. 23-4, 23-11, 23-12 and 23-22 ..
229D	423	Spreader Spring Screw, for Machines Nos. 23-4, 23-11, 23-12 and 23-22
231C	1797	Bed Plate Clamp Stop Screw, for 18800, 18802, 18804, 18806, 18812 and 18813
233D	423	Barring Lever Clutch Lever Yielding Connection Spring Screw, for Machines Nos. 23-3, 23-4, 23-10 to 23-12 and 23-22
233D	423	Clamp Guide Pin Lifter Spring Screw
233D	423	Driving and Stop Motion Tripping Lever Catch Spring Screw, for Machines Nos. 23-3, 23-4, 23-10 to 23-12 and 23-22
233D	423	Looper Carrier Needle Guard Screw
233D	423	Needle Bar Thread Take-up Roller Cap Screw, for 10096
236F	423	Driving and Stop Motion Ratchet Lever Pawl Spring Screw, for Machines 23-3, 23-4, 23-10 to 23-12 and 23-22
236F	423	Thread (upper) Take-up Spring Screw
240D	423	Clamp Thread Catch Screw
240D	423	Spreader (right) Stop Screw, for 10018, 10503, 10879, 10888, 10943, 18568 and 18837
247F	423	Clamp Arm (upper) Adjusting Slide Screw
290E	1797	Needle Bar Screw Bushing
293C	420	Knife Holder Lifting Rock Shaft Screw Center, for Machines Nos. 23-9 to 23-12, 23-16, 23-21, 23-22 and 23-30
304C	1797	Cutting Block Arm Screw Center, for Machines Nos. 23-9 to 23-12, 23-16, 23-21, 23-22 and 23-30
306C	1797	Needle Bar Frame Screw Center (upper)

No.	Plate	Name
307C	1797	Needle Bar Frame Bell Crank Screw Center
307C	1797	Needle Bar Frame Screw Center (lower)
333D	423	Thread (under) Cord Guide Screw
337D	4791	Clamp Check Screw, for 10194
354C	4791	Driving Attachment Treadle Pitman Rod Clamp Screw, for 9079
355D	1797	Driving and Stop Motion Lever Bracket Screw, for Machines Nos. 23-3, 23-4, 23-10 to 23-12 and 23-22
357F	1797	Feed Wheel Driving Lever Block Adjusting Screw
378C	1797	Looper Carrier Pitman Hinge Screw
389F	423	Bed Plate Screw, for all Machines of Class 23- except No. 23-21
390D	423	Bed Extension Cover Screw, for Machine No. 23-21
390F	423	Bed Plate Screw, for Machine No. 23-21
390C	423	Needle Bar Connecting Link Adjusting Screw, for 10091
390C	423	Needle Bar Frame Connecting Rod Adjusting Screw, for 10103
397E	423	Clamp Crank Shaft Bracket Screw (large)
399F	423	Bed Plate Clamp Guide Slide Guide Screw, for 10024
401E	423	Driving and Stop Motion Lever Friction Pad Screw, for Machines Nos. 23-3, 23-4, 23-10 to 23-12 and 23-22
401E	423	Feed Wheel Cam Groove Protector Screw (long)
402D	423	Clamp Arm (lower) Front Guide Screw
402D	423	Driving and Stop Motion Ratchet Lever Pawl Stop Lever Lifting Lever Washer Screw, for Machine No. 23-22
404D	4791	Barring Feed Wheel Lever Brake Lever Stop Bracket Screw, for Machines Nos. 23-22
405E	423	Bed Plate Button Screw
405E	423	" " Protector Screw, for 18596, 18622, 18628, 18638 and 18642 ...
415D	1797	Tension (upper thread) Stud, for 10146
429C	1797	Feed Wheel Driving Lever Supporting Screw

From the Bureau of Agricultural Mechanics

Numerical List of Parts

No.	Plate	Name
430c	1797	Feed Wheel Friction Block Spring Adjusting Screw
435c	1797	Thread (upper) Nipper Cam Set Screw, for 10139 and 10567
437c	423	Balance Wheel Speed Pulley Set Screw, for 2140
444f	423	Cutting Block Set Screw, for Machines Nos. 23-9 to 23-12, 23-16, 23-21, 23-22 and 23-30
445c	423	Driving and Stop Motion Balance Wheel Set Screw, for 10229
445c	423	Feed and Looper Cam Set Screw, for 10038, 10298 and 10370
445c	423	Needle Bar Frame Cam Set Screw, for 10101 and 18806
448c	423	Balance Wheel Set Screw, for 10010
448c	423	Table Belt Guide Bracket Shaft Collar Set Screw, for 10864
448c	423	Table Belt Guide Bracket Shaft Set Screw, for 10857 and 10861
450c	423	Knife Holder Hinge Pin Set Screw, for Machines Nos. 23-9 to 23-12, 23-16, 23-21, 23-22 and 23-30
451c	423	Balance Wheel Speed Pulley Set Screw, for 2139
453c	423	Arm Shaft (horizontal) Gear Set Screw, for 10004 and 18820
453c	423	Arm Shaft (upright) Gear Set Screw, for 10007 and 18821
453c	423	Knife Holder Adjusting Collar Set Screw, for 10552
487D	419	Thread (under) Spool Spindle, 4 in. long
488D	419	Thread (under) Spool Spindle, 3½ in. long
488D	419	Thread (upper) Spool Spindle, 3½ in. long, for 10146
597c	4791	Driving Attachment Shaft Driving Pulley Clamping Screw, for 27070
621E	4791	Eye Stop Substitute Screw (obsolete), for 10457, 10636 and 10990
664D	4791	Spreader (left) Stop Screw, for 10018, 10503, 10879, 10888, 10943, 18568 and 18837
665D	1797	Needle Clamp Thread Guide Screw, for 10110
756E	4791	Feed Wheel Cam Groove Protector Screw (short)
757E	4791	Clamp Plate Deflecting Piece Screw, for Machines Nos. 23-9 and 23-12

Numerical List of Parts

No.	Plate	Name
759F	423	Thread (under) Spool Spindle Outside Cone Thumb Screw, for 8039
759F	423	Thread (upper) Spool Spindle Outside Cone Thumb Screw, for 8039
771D	1797	Arm Side Plate Thumb Screw, for 10001, 10451, 10890 and 10891 ..
901E	4791	Driving and Stop Motion Tripping Lever Screw Stud, for Machine No. 23-22
1071c	1797	Clamp Adjusting Screw, for Machine No. 23-22
1071c	1797	Eye Stop Adjusting Screw, for Machines Nos. 23-9 to 23-12, 23-16 and 23-30
1153c	1797	Thread (upper) Nipper Disc Screw Stud, for all Machines of Class 23-except Nos. 23-22 and 23-30
1501E	420	Knife Holder Lifting Rock Shaft Screw Center Nut, for Machines Nos. 23-9 to 23-12, 23-16, 23-21, 23-22 and 23-30
1513E	423	Cutting Block Arm Screw Center Nut, for Machines Nos. 23-9 to 23-12, 23-16, 23-21, 23-22 and 23-30
1513E	423	Feed Wheel Driving Lever Supporting Screw Nut
1513E	423	Needle Bar Frame Bell Crank Screw Center Nut
1513E	423	Needle Bar Frame Screw Center Nut
1514c	423	" " " Regulating Screw Stud Nut
1518E	423	Clamp Adjusting Screw Nut, for Machine No. 23-22
1518E	423	Driving and Stop Motion Lever Adjusting Screw Nut, for Machines Nos. 23-3, 23-4, 23-10 to 23-12 and 23-22
1518E	423	Eye Stop Adjusting Screw Nut, for Machines Nos. 23-9 to 23-12, 23-16 and 23-30
1520E	421	Feed Wheel Driving Lever Block Adjusting Screw Nut
1520E	421	Feed Wheel Friction Block Spring Adjusting Screw Nut
1520E	421	Looper Carrier Pitman Hinge Screw Nut
1547D	423	Thread (upper) Nipper Disc Regulating Thumb Nut Lock Nut
1547D	423	Thread (upper) Nipper Disc Screw Stud Nut

No.	Plate	Name
1560c	421	Tension (under thread) Regulating Thumb Nut
1560c	421	Tension (upper thread) Regulating Thumb Nut, for 10146
1645e	1797	Thread (upper) Nipper Disc Regulating Thumb Nut
1805	421	Feed Driving Bell Crank Lever Roller and Stud, for 10028
1807	421	Looper Driving Bell Crank Roller and Stud, for 10129
1813	421	Needle Bar Frame Bell Crank Roller and Stud, for 10099 and 10897 ..
1814	421	Feed Shipper Lever Roller and Stud, for 10040, 10477 and 18894
1821	421	Thread (upper) Nipper Arm Roller and Stud
1823	423	Driving and Stop Motion Ratchet Lever Roller and Stud, for 10245 and 10312
1824	421	Looper Carrier Roller and Stud, for 10121 and 18580
1827	421	Bed Plate Clamp Guide Slide Roller and Stud, for 10020
1963	4791	Barring Feed Wheel Lever Brake Lever Releasing Roller and Stud, for 10998
2077	4791	Looper Carrier Pin
2102	416	Tension (under thread) Disc
2102	416	" (upper thread) Disc, for 10146
2103	421	" " " Spring, for 10146
2117	421	Arm Shaft (horizontal) Gear Pin ..
2117	421	" " (upright) Gear Pin
2139	----	Balance Wheel Speed Pulley, 1 $\frac{1}{2}$ in. diam., with 451c, for Machines Nos. 23-1, 23-9, 23-16, 23-21 and 23-30
2140	4787	Balance Wheel Speed Pulley, 2 $\frac{3}{16}$ in. diam., with 437c, for Machines Nos. 23-1, 23-9, 23-16, 23-21 and 23-30
2718r	----	Driving Attachment Treadle Extension Screw Washer, for 126037 ..
3012	421	Thread (upper) Nipper Cam Pin ..
5569	416	Driving and Stop Motion Ratchet Lever Spring, for Machines Nos. 23-3, 23-4, 23-10 to 23-12 and 23-22
5569	416	Feed Hand Ratchet Pawl Spring ..
5569	416	" Wheel Brake Dog Spring
6312	423	Driving and Stop Motion Lever Spring Screw Washer, for Machines Nos. 23-3, 23-4, 23-10 to 23-12 and 23-22

No.	Plate	Name
7448	416	Needle Bar Connecting Stud 7548 with 155c
7548	---	Needle Bar Connecting Stud, for 7448
7958	4791	Looper Carrier Bracket Dowel Pin, for Machines Nos. 23-4, 23-11, 23-12 and 23-22
7958	4791	Looper Carrier Crank Pin
8039	416	Thread (under) Spool Spindle Outside Cone 8064 with 759F
8039	416	Thread (upper) Spool Spindle Outside Cone 8064 with 759F, for 10146
8064	---	Thread (under) Spool Spindle Outside Cone, for 8039
8064	---	Thread (upper) Spool Spindle Outside Cone, for 8039
8582	421	Arm Dowel Pin
8734	416	Feed Wheel Driving Lever Spring ..
8800	421	Thread (upper) Nipper Disc
9079	4794	Driving Attachment Treadle Pitman Rod Clamp with 354c, for 60626 ..
9263	423	Driving and Stop Motion Lever Bracket Screw Washer, for Machines Nos. 23-3, 23-4, 23-10 to 23-12 and 23-22
*10001	---	Arm with 771D and 10008, for Machines Nos. 23-1, 23-3 and 23-4 ..
10002	417	Arm Shaft (horizontal)
10004	416	" " " Gear with 453c (obsolete)
10005	417	Arm Shaft (upright)
10007	418	" " " Gear with 453c (obsolete)
*10008	---	Arm Side Plate, for 10001, 10451, 10890 and 10891
10010	4787	Balance Wheel, 2 $\frac{7}{16}$ in. pulley, with two 448c, for Machines Nos. 23-1, 23-9, 23-16, 23-21 and 23-30
*10015	---	Bed, for Machine No. 23-1
10016	417	" Plate, for 10025
10018	416	" " Button with 240D and 664D, for 10025
Nos. 10020 to 10023, for 10024		
10020	416	Bed Plate Clamp Guide Slide with 1827
10021	416	Bed Plate Clamp Guide Slide Cone ..
10022	421	" " " " " Spring Stop Stud
10023	416	Bed Plate Clamp Guide Slide Spring

No.	Plate	Name
10024	416	Bed Plate Clamp Guide complete, Nos. 10020, 10022, 10023, two 10021 and four 399E, for 10025, 10303, 18596, 18753 to 18760, 18763, 18814, 18838, 18839 and 18887
10025	—	Bed Plate complete, Nos. 10016, 10018, 10024, 10132, 10134, two each 10135, 10136 and three 405E, for Machines Nos. 23-1 and 23-3
10026	4787	Face Plate
10028	417	Feed Driving Bell Crank Lever with 1805
10029	416	Feed Wheel Friction Block, for Machines Nos. 23-1, 23-9, 23-21 and 23-30
10030	416	Feed Wheel Friction Block Spring, for all Machines of Class 23- except No. 23-16
10031	418	Feed Hand Ratchet Lever, for 10036 and 10886
10032	416	Feed Hand Ratchet Lever Handle, for 10036, 10886, 18607 and 18880
10034	421	Feed Hand Ratchet Pawl Hinge Stud, for 10036, 10886, 11000, 18607, 18878 and 18880
10035	421	Barring Feed Wheel Lever Brake Lever Spring Hook, for 10987
10035	421	Feed Hand Ratchet Pawl Spring Hook, for Bed, for 10885 and 10999
10035	421	Feed Wheel Brake Dog Spring Hook
10036	418	Feed Hand Ratchet complete, Nos. 10031, 10032, 10034 and 18790, for Machines Nos. 23-1, 23-9 and 23-30
10038	417	Feed and Looper Cam with two 445c, for Machines Nos. 23-1, 23-9, 23-16, 23-21 and 23-30
10040	418	Feed Shipper Lever with 1814, for Machines Nos. 23-1, 23-3 and 23-4
10041	416	Feed Regulator, for Machines Nos. 23-1, 23-3 and 23-4
10041	416	Feed Regulator (long), for Machines Nos. 23-9 to 23-12, 23-16, 23-21, 23-22 and 23-30
10043	—	Feed Wheel with 10064, 10065, 10080, two each 401E and 756E, for $\frac{3}{8}$ in. buttonhole, for Machine No. 23-1
10045	—	Feed Wheel with 10066, 10067, 10081, two each 401E and 756E, for $\frac{1}{2}$ in. buttonhole, for Machine No. 23-1

No.	Plate	Name
10047	417	Feed Wheel with 10068, 10069, 10082, two each 401E and 756E, for $\frac{1}{8}$ in. buttonhole, for Machine No. 23-1
10049	—	Feed Wheel with 10070, 10071, 10083, two each 401E and 756E, for $\frac{5}{8}$ in. buttonhole, for Machine No. 23-1
10051	—	Feed Wheel with 10072, 10073, 10084, two each 401E and 756E, for $\frac{1}{2}$ in. buttonhole, for Machine No. 23-1
10053	—	Feed Wheel with 756E, 10074, 10075, 10085 and three 401E, for $\frac{3}{4}$ in. buttonhole, for Machine No. 23-1
10055	—	Feed Wheel with 10076, 10077, 10086, two each 401E and 756E, for $\frac{3}{8}$ in. buttonhole, for Machine No. 23-1
10057	—	Feed Wheel with 10078, 10079, 10087, two each 401E and 756E, for 1 in. buttonhole, for Machine No. 23-1
10059	416	Feed Wheel Brake Dog with 10060, for Machines Nos. 23-1, 23-3, 23-4, 23-9 to 23-12, 23-16 and 23-21
10060	421	Feed Wheel Brake Dog Stud, for 10059
10061	4792	Feed Hand Ratchet Pawl Spring Pin, for Bed, for Machines Nos. 23-9 to 23-12, 23-16, 23-21, 23-22 and 23-30
10061	4792	Feed Wheel Driving Lever Spring Pin
10063	416	Feed Wheel Driving Lever Block
10064	—	" " Cam Groove Protector, $\frac{3}{8}$ in. (inside), for 10043 and 10901
10065	—	Feed Wheel Cam Groove Protector, $\frac{3}{8}$ in. (outside), for 10043 and 10901
10066	—	Feed Wheel Cam Groove Protector, $\frac{1}{2}$ in. (inside), for 10045 and 10902
10067	—	Feed Wheel Cam Groove Protector, $\frac{1}{2}$ in. (outside), for 10045 and 10902
10068	416	Feed Wheel Cam Groove Protector, $\frac{1}{8}$ in. (inside), for 10047 and 10903
10069	416	Feed Wheel Cam Groove Protector, $\frac{1}{8}$ in. (outside), for 10047 and 10903
10070	—	Feed Wheel Cam Groove Protector, $\frac{5}{8}$ in. (inside), for 10049 and 10904
10071	—	Feed Wheel Cam Groove Protector, $\frac{5}{8}$ in. (outside), for 10049 and 10904
10072	—	Feed Wheel Cam Groove Protector, $\frac{1}{4}$ in. (inside), for 10051 and 10905
10073	—	Feed Wheel Cam Groove Protector, $\frac{1}{4}$ in. (outside), for 10051 and 10905

No.	Plate	Name
10074	----	Feed Wheel Cam Groove Protector, 3/4 in. (inside), for 10053 and 10906
10075	----	Feed Wheel Cam Groove Protector, 3/4 in. (outside), for 10053 and 10906
10076	----	Feed Wheel Cam Groove Protector, 3/4 in. (inside), for 10055 and 10907
10077	----	Feed Wheel Cam Groove Protector, 3/4 in. (outside), for 10055 and 10907
10078	----	Feed Wheel Cam Groove Protector, 1 in. (inside), for 10057 and 10908
10079	----	Feed Wheel Cam Groove Protector, 1 in. (outside), for 10057 and 10908
10080	----	Feed Wheel Latch, 3/8 in., for 10043 and 10901
10081	----	Feed Wheel Latch, 1/2 in., for 10045, 10479, 10902 and 10917
10082	416	Feed Wheel Latch, 5/8 in., for 10047, 10481, 10903, 10910, 10918 and 10929
10083	----	Feed Wheel Latch, 5/8 in., for 10049, 10483, 10904 and 10919
10084	----	Feed Wheel Latch, 3/4 in., for 10051, 10485, 10905 and 10920
10085	----	Feed Wheel Latch, 3/4 in., for 10053, 10487, 10906, 10921 and 10933
10086	----	Feed Wheel Latch, 3/4 in., for 10055, 10489, 10907 and 10922
10087	----	Feed Wheel Latch, 1 in., for 10057, 10491, 10908 and 10923
10088	4787	Needle Bar, for 10089
10089	4787	Needle Bar complete, Nos. 10083, 10096, 10108 and 10110
10091	416	Needle Bar Connecting Link with two 390c
Nos. 10093 to 10095, for 10096		
10093	416	Needle Bar Thread Take-up with 10114
10094	421	Needle Bar Thread Take-up Roller
10095	421	" " " " " "
Cap		
10096	416	Needle Bar Thread Take-up com- plete, Nos. 209F, 233D and 10093 to 10095, for 10089
10099	4787	Needle Bar Frame Bell Crank with 1813
10101	416	Needle Bar Frame Cam with two 445c, for all Machines of Class 23- except No. 23-30

No.	Plate	Name
10103	4787	Needle Bar Frame Connecting Rod with 390c
10104	421	Needle Bar Frame Connecting Rod Ball
Nos. 10105 to 10107, for 10110		
10105	421	Needle Clamp
10106	421	" " Disc
10107	421	" " Spring
10108	421	" " Gib, for 10089
10109	421	" " Thread Guide, for 10110
10110	421	Needle Clamp complete, 93H, 209F, 665D, 10105, 10107, 10109 and two 10106, for 10089
10111	421	Thread (under) Spool Spindle Inside Cone
10111	421	Thread (upper) Spool Spindle Inside Cone, for 10146
10112	421	Thread (under) Spool Spindle Inside Cone Spring
10112	421	Thread (upper) Spool Spindle Inside Cone Spring, for 10146
10114	421	Needle Bar Thread Take-up Roller Pin, for 10093
10116	416	Table Bracket Machine Holder Pin, for 10216
10117	4787	Table Bracket Machine Holder (left) with two wood screws 1 1/4 in., No. 14, R.H.B., for Machines Nos. 23-1, 23-3 and 23-4
10118	421	Looper (long), for Machines Nos. 23-1, 23-3, 23-9, 23-10, 23-16 and 23-21
10119	421	Looper (short), for Machines Nos. 23-1, 23-3, 23-9, 23-10, 23-16, 23-21 and 23-30
10121	416	Looper Carrier with 1824, for Ma- chines Nos. 23-1, 23-3, 23-9, 23-10 and 23-30
10122	418	Looper Carrier Bracket
10123	416	" " Crank
10125	421	" " Needle Guard, for Ma- chines Nos. 23-1, 23-3, 23-9, 23-10, 23-16, 23-21 and 23-30
10127	4787	Looper Carrier Pitman
10129	417	" Driving Bell Crank with 1807
10130	416	" Carrier Shaft
10132	416	Spreader (right) with 99c and 10136, for 10025, 18596, 18753 to 18756, 18814 and 18887

No.	Plate	Name
10134	416	Spreader (left) with 99c and 10136, for 10025, 18596, 18753 to 18756, 18814, 18838, 18839 and 18887
10135	421	Spreader Spring, for 10025, 18596, 18753 to 18756, 18814, 18838, 18839 and 18887
10136	421	Bed Plate Button Slide Connection Spring Hook, for 10307, 10308, 18596 and 18887
10136	421	Spreader Spring Hook, for 10025, 10132, 10134, 10380, 18753 to 18756, 18814, 18838, 18839 and 18846 ...
10137	416	Thread (upper) Nipper Arm
10139	418	" " " Cam with 435c, for Machines Nos. 23-1, 23-3, 23-4, 23-10 to 23-12 and 23-22
10140	416	Thread (upper) Nipper Lever
10141	421	" " " " Spring
10142	416	" " " Link, for Machines Nos. 23-1, 23-3, 23-4, 23-10 to 23-12 and 23-22
10143	4791	Thread (upper) Needle Stud (obsolete)
10144	4787	Tension (upper thread) and Spool Bracket, for 10146
10145	421	Tension (under thread) Thread Guide
10145	421	Tension (upper thread) Thread Guide, for 10146
10145	421	Thread (under) Thread Guide
10146	—	Tension (upper thread) and Spool Bracket complete, Nos. 415D, 488D, 1560c, 2103, 8039, 10111, 10112, 10144, 10145 and two 2102
10147	4787	Thread (under) Spool Bracket
10148	421	Tension (under thread) Spring
10149	416	Thread (under) Take-up Spring, for all Machines of Class 23- except No. 23-30
10150	416	Thread (under) Cord Guide
10151	416	" (upper) Take-up Spring, for 10026
10152	421	Face Plate Thread Guide
10153	419	Clamp Arm (lower, right), for 10188
10154	419	" " (lower, left), for 10188
10155	419	" " (lower) Front Guide (right), for 10188, 10194, 10769, 10955 and 18604

No.	Plate	Name
10156	419	Clamp Arm (lower) Front Guide (left), for 10188, 10194, 10769, 10955 and 18604
10157	421	Clamp Arm (lower) Front Guide Dowel Pin
10157	421	Clamp Check Hinge Pin, for 10188, 10571, 10572, 10577, 10578, 10769, 10829, 10830, 10844, 10944, 10954 to 10956, 18560, 18604, 18659, 18841 and 18842
10157	421	Clamp Guide Pin Lifter Stop Pin, for 10188, 10194, 10571, 10572, 10577, 10578, 10769, 10829, 10830, 10944, 10954, 18560, 18604, 18659, 18841 and 18842
10157	421	Thread (upper) Cord Guide Lock Spring Position Pin, for 18747 ...
10158	419	Clamp Arm (lower) Rear Guide (right)
10159	419	Clamp Arm (lower) Rear Guide (left)
10160	421	Clamp Arm (lower) Rear Guide (right) Rivet
10161	423	Clamp Arm (lower) Rear Guide (left) Rivet
10162	419	Clamp Arm (upper, right) with 10165, for 10188
10163	419	Clamp Arm (upper, left) with 10165, for 10188
10164	419	Clamp Arm (upper) Adjusting Slide, for 10188, 10194, 10571, 10572, 10577, 10578, 10769, 10829, 10830, 10944, 10954, 18560, 18604, 18841 and 18842
10165	421	Clamp Arm (upper) Adjusting Slide Steady Pin, for 10162, 10163, 10189, 10190, 10764, 10765, 10822, 10823, 18599 and 18600
10166	419	Clamp Check (right), for 10188 ...
10167	419	" " (left), for 10188
10168	4790	" " Pressure Spring (obsolete)
10170	419	Clamp Arm (upper) Connecting Yoke
10171	419	Clamp Arm (upper) Connecting Yoke Link with two 220D
10172	419	Clamp Arm (upper) Hinge, for 10188, 10194, 10571, 10572, 10577, 10578, 10769, 10829, 10830, 10944, 10954, 18560, 18604, 18841 and 18842 ...

No.	Plate	Name
10173	423	Clamp Arm (upper) Hinge Pin
10174	419	" " Spreader
10175	418	" " " Lever, for 10188
10176	419	" " " Link
10177	419	" Crank Shaft

Nos. 10178 to 10180, for 10188, 10194, 10571, 10572, 10577, 10578, 10769, 10829, 10830, 10944, 10954, 18560 18604, 18841 and 18842

10178	419	Clamp Crank Shaft Bracket (right)
10179	419	" " " " (left) ..
10180	419	" " " Lever
10181	423	" " " " Pin
10182	419	" Guide Pin
10183	419	" " " Lifter, for 10188, 10194, 10571, 10572, 10577, 10578, 10769, 10829, 10830, 10944, 10954, 18560, 18604, 18841 and 18842 ..
10184	419	Clamp Guide Pin Lifter Spring
10185	419	" " " Post, for 10188, 10194, 10571, 10572, 10577, 10578, 10769, 10829, 10830, 10944, 10954, 18560, 18604, 18841 and 18842
10186	4787	Clamp Plate, for 10188 and 10194 ..
10187	423	" Thread Catch
10188	4787	Clamp complete, Nos. 99E, 103D, 105D, 109D, 233D, 240D, 10153 to 10156, 10158, 10159, 10162, 10163, 10166, 10167, 10170, 10171, 10174 to 10187, two each 176D, 223E, 247E, 397E, 402D, 10160, 10161, 10164, 10172, 10173, 10195 and five 10157, for Machines Nos. 23-1, 23-3 and 23-4

Nos. 10189 to 10193, for 10194

10189	4790	Clamp Arm (upper, right) with 10165
10190	4790	" " (upper, left) with 10165
10191	4790	" Check (right)
10192	4790	" " (left)
10193	423	" " Dowel Pin
10194	—	Clamp complete, for shirt work, Nos. 99E, 103D, 105D, 109D, 233D, 240D, 10155, 10156, 10158, 10159, 10170, 10171, 10174, 10176 to 10187, 10189 to 10192, 10817, 10818, 10821, two each 176D, 223E, 247E, 337D, 397E, 402D, 10160, 10161, 10164, 10172, 10173, 10193, 10195 and three 10157, for Machine No. 23-1

No.	Plate	Name
10195	4792	Clamp Arm (upper) Spring

Nos. 10201 to 10214, for Machines Nos. 23-9 and 23-12

10201	—	Clamp Plate Deflecting Piece, $\frac{1}{2}$ in. (right)
10202	—	Clamp Plate Deflecting Piece, $\frac{1}{2}$ in. (left)
10203	—	Clamp Plate Deflecting Piece, $\frac{1}{8}$ in. (right)
10204	—	Clamp Plate Deflecting Piece, $\frac{1}{8}$ in. (left)
10205	4790	Clamp Plate Deflecting Piece, $\frac{1}{8}$ in. (right)
10206	4790	Clamp Plate Deflecting Piece, $\frac{1}{8}$ in. (left)
10207	—	Clamp Plate Deflecting Piece, $\frac{3}{4}$ in. (right)
10208	—	Clamp Plate Deflecting Piece, $\frac{3}{4}$ in. (left)
10209	—	Clamp Plate Deflecting Piece, $\frac{3}{8}$ in. (right)
10210	—	Clamp Plate Deflecting Piece, $\frac{3}{8}$ in. (left)
10211	—	Clamp Plate Deflecting Piece, 1 in. (right)
10212	—	Clamp Plate Deflecting Piece, 1 in. (left)
10213	—	Clamp Plate Deflecting Piece, $1\frac{1}{2}$ in. (right)
10214	—	Clamp Plate Deflecting Piece, $1\frac{1}{2}$ in. (left)
10215	4793	Feed Wheel Driving Lever Block (Hamburg Style)
10216	417	Table Bracket Machine Holder (right) with 10116 and three wood screws $1\frac{1}{2}$ in., No. 14, R.H.B., for all Machines of Class 23- except No. 23-30

Nos. 10217 to 10222, for Machines Nos. 23-3, 23-4, 23-10 to 23-12 and 23-22

10217	418	Barring Lever
10218	420	" " Cap
10219	420	" " Clutch
10220	420	" " " Lever
10222	420	" " " " Yielding Connection with 10251

No.	Plate	Name
10223	423	Barring Lever Clutch Lever Yielding Connection Spring, for Machines Nos. 23-3, 23-4, 23-10 to 23-12 and 23-22
10223	423	Driving and Stop Motion Tripping Lever Catch Spring, for Machines Nos. 23-3, 23-4, 23-10 to 23-12 and 23-22
10223	423	Spreader Spring, for Machines Nos. 23-4, 23-11, 23-12 and 23-22
*10225	---	Bed, for Machines Nos. 23-3 and 23-4
10226	418	Clamp Wire Guard (right) (obsolete), for Machines Nos. 23-3 and 23-4
10227	418	Clamp Wire Guard (left) (obsolete), for Machines Nos. 23-3 and 23-4..
10229	417	Driving and Stop Motion Balance Wheel with two 445c, for Machines Nos. 23-3, 23-4, 23-10 to 23-12 and 23-22
10230	418	Driving and Stop Motion Connecting Rod, for 10232
10231	420	Driving and Stop Motion Connecting Rod Head, for 10232
10232	---	Driving and Stop Motion Connecting Rod 10230 with 10231, for Machines Nos. 23-3, 23-4, 23-10 to 23-12 and 23-22
10233	420	Driving and Stop Motion Connecting Rod Link, for Machines Nos. 23-3, 23-4, 23-10 to 23-12 and 23-22
10235	417	Driving and Stop Motion Friction Pulley with 10236, for Machines Nos. 23-3, 23-4, 23-10 to 23-12 and 23-22
10236	420	Driving and Stop Motion Friction Pulley Center Bearing, for 10235
10236	420	Driving Attachment Driving Pulley Pulley Center Bearing, for 10849
10237	4794	Driving Attachment Driving Pulley Spring, for 10847
10238	417	Driving Attachment Friction Pulley Washer (paper), for 10847
Nos. 10238 to 10247, for Machines Nos. 23-3, 23-4, 23-10 to 23-12 and 23-22		
10238	417	Driving and Stop Motion Friction Pulley Washer (paper)
10239	417	Driving and Stop Motion Lever with 10556

No.	Plate	Name
10240	417	Driving and Stop Motion Lever Bracket
10241	4793	Driving and Stop Motion Lever Friction Pad (leather)
10242	420	Driving and Stop Motion Lever Spring
10243	420	Driving and Stop Motion Lever Screw Washer
10245	420	Driving and Stop Motion Ratchet Lever with 1823 and 10251
10247	420	Driving and Stop Motion Ratchet Lever Pawl with 10248
10248	423	Driving and Stop Motion Ratchet Lever Pawl Pin, for 10247
10248	423	Clamp Arm (upper) Adjusting Slide Steady Pin, for 10832, 10833, 18581 and 18582
10249	420	Driving and Stop Motion Ratchet Lever Pawl Spring, for Machines Nos. 23-3, 23-4, 23-10 to 23-12 and 23-22
10251	423	Barring Lever Clutch Lever Yielding Connection Spring Hook, for 10222
10251	423	Driving and Stop Motion Ratchet Lever Pawl Stop Lever Lifting Lever Spring Hook, for 10988 ..
10251	423	Driving and Stop Motion Ratchet Lever Spring Hook, for 10245, 10312, 10427 and 10998
10252	413	Driving and Stop Motion Starting Lever, for Machines Nos. 23-3 and 23-4
10254	420	Driving and Stop Motion Tripping Lever with two 10257, for Machines Nos. 23-3, 23-4 and 23-10 to 23-12
10255	420	Driving and Stop Motion Tripping Lever Catch, for Machines Nos. 23-3, 23-4, 23-10 to 23-12 and 23-22
10256	420	Driving and Stop Motion Tripping Lever Spring, for Machines Nos. 23-3, 23-4, 23-10 to 23-12 and 23-22
10257	423	Driving and Stop Motion Ratchet Lever Spring Hook, for 10254 ..
10257	423	Driving and Stop Motion Tripping Lever Spring Pin, for 10254, 10427 and 10998
10259	4793	Driving and Stop Motion Tripping Lever Point (long) (Kilbowie style) (obsolete)

Numerical List of Parts

No.	Plate	Name
10260	4793	Driving and Stop Motion Tripping Lever Point (short) (Kilbowie style) (obsolete)
10261	4792	Feed Hand Ratchet Lever, for 11000 and 18878
10262	4792	Feed Hand Ratchet Lever Handle, for 11000 and 18878
10296	420	Feed Wheel Friction Block, for Machines Nos. 23-3, 23-4 and 23-10 to 23-12
10298	---	Feed and Looper Cam with two 445c, for Machines Nos. 23-3 and 23-10
10299	420	Feed Wheel Tripping Point (obsolete)
10301	4788	Bed Plate, for 10449
10302	4788	" " " L.B.H. Looper (obsolete)
10303	---	Bed Plate complete, Nos. 10024 and 10449, for Machine No. 23-4
10305	416	Bed Plate Button, for 10449
10306	418	" " " Slide, for 10449, 18757, 18758 and 18763
10307	418	Bed Plate Button Slide Connection with 10136, for Machines Nos. 23-4, 23-11 and 23-22
10308	418	Bed Plate Button Slide Connection with 10136, for L.B.H. Looper (obsolete), for Machines Nos. 23-4 and 23-11
10309	421	Bed Plate Button Slide Connection Spring, for Machines Nos. 23-4, 23-11 and 23-22
10309	421	Driving and Stop Motion Ratchet Lever Pawl Stop Lever Lifting Lever Spring, for Machine No. 23-22
10310	418	Bed Plate Button Slide (obsolete), for Machine No. 23-4
10312	420	Driving and Stop Motion Ratchet Lever with 1823 and 10251, for five stitch bar (obsolete), for Machines Nos. 23-4 and 23-11
10347	---	Feed Wheel Cam Groove Protector, $\frac{3}{8}$ in. (inside), for 10909
10348	---	Feed Wheel Cam Groove Protector, $\frac{3}{8}$ in. (outside), for 10909
10349	---	Feed Wheel Cam Groove Protector, $\frac{1}{2}$ in. (inside), for 10910

Numerical List of Parts

No.	Plate	Name
10350	---	Feed Wheel Cam Groove Protector, $\frac{1}{2}$ in. (outside), for 10910
10351	---	Feed Wheel Cam Groove Protector, $\frac{5}{8}$ in. (inside), for 10911
10352	---	Feed Wheel Cam Groove Protector, $\frac{1}{8}$ in. (outside), for 10911
10353	---	Feed Wheel Cam Groove Protector, $\frac{5}{8}$ in. (inside), for 10912
10354	---	Feed Wheel Cam Groove Protector, $\frac{5}{8}$ in. (outside), for 10912
10355	---	Feed Wheel Cam Groove Protector, $\frac{1}{4}$ in. (inside), for 10913
10356	---	Feed Wheel Cam Groove Protector, $\frac{1}{4}$ in. (outside), for 10913
10357	---	Feed Wheel Cam Groove Protector, $\frac{3}{8}$ in. (inside), for 10914
10358	---	Feed Wheel Cam Groove Protector, $\frac{3}{8}$ in. (outside), for 10914
10359	---	Feed Wheel Cam Groove Protector, $\frac{3}{8}$ in. (inside), for 10915
10360	---	Feed Wheel Cam Groove Protector, $\frac{3}{8}$ in. (outside), for 10915
10361	420	Driving and Stop Motion Connection Rod Link (obsolete), for Machines Nos. 23-4 and 23-11
10362	---	Feed Wheel Cam Groove Protector, 1 in. (inside), for 10916
10363	---	Feed Wheel Cam Groove Protector, 1 in. (outside), for 10916
10364	---	Feed Wheel Latch, $\frac{3}{8}$ in., for 10909
10365	---	" " " $\frac{1}{8}$ in., for 10911 and 10930
10366	---	Feed Wheel Latch, $\frac{5}{8}$ in., for 10912 and 10931
10367	---	Feed Wheel Latch, $\frac{5}{8}$ in., for 10915 and 10934
10368	---	Feed Wheel Latch, 1 in., for 10916 and 10935
Nos. 10370 to 10378, for Machines Nos. 23-4, 23-11, 23-12 and 23-22		
10370	417	Feed and Looper Cam with two 445c
10371	423	Looper (long)
10372	423	" (short)
10373	420	" Carrier
10374	423	" " Needle Guard
10376	423	Spreader (right) with 110c

From the original: Burmah Needle Co.

No.	Plate	Name
10378	423	Spreader (left) with 110c
10380	420	" " " 99c and 10136, for I.B.H. Looper (obsolete), for Machines Nos. 23-4 and 23-11 ...
10381	423	Spreader Cam (right), for Machines Nos. 23-4, 23-11, 23-12 and 23-22 ..
10382	423	Spreader Cam (left), for Machines Nos. 23-4, 23-11, 23-12 and 23-22 ..
10383	423	Spreader Cam Adjusting Slide, for Machines Nos. 23-4, 23-11, 23-12 and 23-22
10384	420	Spreader Cam Fixture (obsolete) ..

Nos. 10385 to 10390, for Machines 23-9 and 23-12

10385	---	Clamp Plate Deflecting Piece, $\frac{1}{8}$ in. (right)
10386	---	Clamp Plate Deflecting Piece, $\frac{1}{8}$ in. (left)
10387	---	Clamp Plate Deflecting Piece, $1\frac{1}{4}$ in. (right)
10388	---	Clamp Plate Deflecting Piece, $1\frac{1}{4}$ in. (left)
10389	---	Clamp Plate Deflecting Piece, $1\frac{3}{8}$ in. (right)
10390	---	Clamp Plate Deflecting Piece, $1\frac{3}{8}$ in. (left)

Nos. 10394 to 10407, for Machines Nos. 23-9
and 23-12

10394	---	Clamp Plate Deflecting Piece, $\frac{3}{8}$ in. and $1\frac{3}{8}$ in. (right)
10395	---	Clamp Plate Deflecting Piece, $\frac{3}{8}$ in. and $1\frac{3}{8}$ in. (left)
10396	---	Clamp Plate Deflecting Piece, $\frac{5}{8}$ in. and $1\frac{3}{8}$ in. (right)
10397	---	Clamp Plate Deflecting Piece, $\frac{5}{8}$ in. and $1\frac{3}{8}$ in. (left)
10398	---	Clamp Plate Deflecting Piece, $\frac{1}{2}$ in. and $1\frac{1}{4}$ in. (right)
10399	---	Clamp Plate Deflecting Piece, $\frac{1}{2}$ in. and $1\frac{1}{4}$ in. (left)
10400	4790	Clamp Plate Deflecting Piece, $\frac{9}{16}$ in. and $\frac{1}{8}$ in. (right)
10401	4790	Clamp Plate Deflecting Piece, $\frac{9}{16}$ in. and $\frac{1}{8}$ in. (left)
10402	---	Clamp Plate Deflecting Piece, $\frac{9}{16}$ in. and $1\frac{1}{8}$ in. (right)
10403	---	Clamp Plate Deflecting Piece, $\frac{9}{16}$ in. and $1\frac{1}{8}$ in. (left)

No.	Plate	Name
10404	---	Clamp Plate Deflecting Piece, $\frac{3}{4}$ in. and 1 in. (right)
10405	---	Clamp Plate Deflecting Piece, $\frac{3}{4}$ in. and 1 in. (left)
10406	---	Clamp Plate Deflecting Piece, $\frac{1}{8}$ in. and $\frac{1}{8}$ in. (right)
10407	---	Clamp Plate Deflecting Piece, $\frac{1}{8}$ in. and $\frac{1}{8}$ in. (left)
10408	---	Feed Wheel Latch, $\frac{1}{8}$ in., for 10913 and 10932
10409	---	Feed Wheel Latch, $\frac{3}{4}$ in., for 10914
10427	4793	Driving and Stop Motion Tripping Lever (Kilbowie style) with 10251 and 10257 (obsolete), for Machines Nos. 23-3, 23-4 and 23-10 to 23-12..
10449	---	Bed Plate 10301 with 10305, 10306 and three 405E, for 10303
*10451	---	Arm with 771D and 10008, for Ma- chines Nos. 23-9 and 23-30

Nos. 10452 to 10455, for Machines Nos. 23-9 to
23-12, 23-16, 23-21, 23-22 and 23-30

10452	417	Cutting Block Arm
10453	422	" " " Ratchet Wheel
10454	422	" " " " " "
		Retaining Spring Latch
10455	418	Cutting Block Arm Spring
*10456	---	Bed, for Machines Nos. 23-9 and 23-30
10457	417	" Plate with 10475 and two 621E (obsolete)
10461	421	Bed Plate Dowel Pin, for Machines Nos. 23-9 to 23-12, 23-16, 23-21, 23-22 and 23-30
10462	421	Bed Plate Stud, for Machine No. 23-21 and obsolete for Nos. 23-9 to 23-12, 23-16 and 23-22
10463	422	Cutting Block (brass), $\frac{9}{16}$ in. (obso- lete), for Machines Nos. 23-10 to 23-12, 23-22 and 23-30
10464	422	Cutting Block (brass), $\frac{5}{8}$ in., for 10547
10465	422	Cutting Block (brass), $\frac{3}{4}$ in., for 10547
10466	422	Cutting Block (brass), $\frac{3}{4}$ in., for 10549
10467	422	Cutting Block (brass), 1 in., for 10549
10468	420	Eye Stop (obsolete), for Machines Nos. 23-9 to 23-12

Nos. 10469 to 10474, for 10551, for Machines
Nos. 23-9 to 23-12, 23-22 and 23-30

No.	Plate	Name
10469	422	Cutting Block (brass), $\frac{3}{4}$ inch
10470	422	" " " 1 inch
10471	422	" " " $1\frac{1}{8}$ inches ...
10472	422	" " " $1\frac{1}{4}$ inches ...
10473	422	" " " $1\frac{3}{8}$ inches ...
10474	422	" " " $1\frac{1}{2}$ inches ...
10475	4793	Eye Stop Substitute (obsolete), for 10457 and 10636
10477	418	Feed Shipper Lever with 1814, for buttonholes $1\frac{3}{8}$ and $1\frac{1}{2}$ in. long, for Machines Nos. 23-9 to 23-12, 23-16, 23-21, 23-22 and 23-30
10479	---	Feed Wheel with 10081, 10504, 10505, two each 401E and 756E, for $\frac{1}{2}$ in. buttonhole, for Machines Nos. 23-9 and 23-30
10481	---	Feed Wheel with 10082, 10506, 10507, two each 401E and 756E, for $\frac{5}{16}$ in. buttonhole, for Machines Nos. 23-9 and 23-30
10483	---	Feed Wheel with 10083, 10508, 10509, two each 401E and 756E, for $\frac{3}{8}$ in. buttonhole, for Machine No. 23-9 and 23-30
10485	---	Feed Wheel with 756E, 10084, 10510, 10511 and three 401E, for $\frac{1}{4}$ in. buttonhole, for Machine No. 23-9 and 23-30
10487	---	Feed Wheel with 756E, 10085, 10512, 10513 and three 401E, for $\frac{3}{4}$ in. buttonhole, for Machines Nos. 23-9 and 23-30
10489	---	Feed Wheel with 10086, 10514, 10515 and four 401E, for $\frac{3}{8}$ in. buttonhole, for Machines Nos. 23-9 and 23-30
10491	---	Feed Wheel with 756E, 10087, 10516, 10517 and three 401E, for 1 in. buttonhole, for Machines Nos. 23-9 and 23-30
10495	---	Feed Wheel with 401E, 10518, 10519, 10521 and three 756E, for $1\frac{1}{8}$ in. buttonhole, for Machines Nos. 23-9 and 23-30
10497	---	Feed Wheel with 10522, for $1\frac{1}{4}$ in. buttonhole (obsolete), for Machine No. 23-9

No.	Plate	Name
10502	422	Cutting Block (brass), $\frac{3}{4}$ in., for 10551, for Machines Nos. 23-9, 23-10, 23-22 and 23-30
10503	4790	Bed Plate Button 10575 with 240D and 664D, for 18755 and 18756 ..
10504	420	Feed Wheel Cam Groove Protector, $\frac{1}{2}$ in. (inside), for 10479 and 10917
10505	420	Feed Wheel Cam Groove Protector, $\frac{1}{2}$ in. (outside), for 10479 and 10917
10506	---	Feed Wheel Cam Groove Protector, $\frac{3}{16}$ in. (inside), for 10481 and 10918
10507	---	Feed Wheel Cam Groove Protector, $\frac{3}{16}$ in. (outside), for 10481 and 10918
10508	---	Feed Wheel Cam Groove Protector, $\frac{3}{8}$ in. (inside), for 10483 and 10919
10509	---	Feed Wheel Cam Groove Protector, $\frac{3}{8}$ in. (outside), for 10483 and 10919
10510	---	Feed Wheel Cam Groove Protector, $\frac{1}{4}$ in. (inside), for 10485 and 10920
10511	---	Feed Wheel Cam Groove Protector, $\frac{1}{4}$ in. (outside), for 10485 and 10920
10512	---	Feed Wheel Cam Groove Protector, $\frac{3}{4}$ in. (inside), for 10487 and 10921
10513	---	Feed Wheel Cam Groove Protector, $\frac{3}{4}$ in. (outside), for 10487 and 10921
10514	---	Feed Wheel Cam Groove Protector, $\frac{3}{8}$ in. (inside), for 10489 and 10922
10515	---	Feed Wheel Cam Groove Protector, $\frac{3}{8}$ in. (outside), for 10489 and 10922
10516	---	Feed Wheel Cam Groove Protector, 1 in. (inside), for 10491 and 10923
10517	---	Feed Wheel Cam Groove Protector, 1 in. (outside), for 10491 and 10923
10518	---	Feed Wheel Cam Groove Protector, $1\frac{1}{8}$ in. (inside), for 10495 and 10925
10519	---	Feed Wheel Cam Groove Protector, $1\frac{1}{8}$ in. (outside), for 10495 and 10925
10520	---	Feed Wheel Latch, $1\frac{1}{16}$ in., for 18506 and 18562
10521	---	Feed Wheel Latch, $1\frac{1}{8}$ in., for 10495 and 10925
10522	416	Feed Wheel Latch, $1\frac{1}{4}$ in., for 10497 (obsolete)
10523	---	Feed Wheel Latch, $1\frac{3}{8}$ in., for 18569 and 18572
10524	---	Feed Wheel Latch, $1\frac{1}{2}$ in., for 10958, 10960 and 18565

Nos. 10526 to 10545, for Machines Nos. 23-9 to 23-12, 23-22 and 23-30

No.	Plate	Name
10526	—	Knife, $\frac{1}{2}$ in. (large size eye)
10527	422	" $\frac{5}{16}$ in. (large size eye)
10528	422	" $\frac{3}{8}$ in. (large size eye)
10529	—	" $\frac{1}{2}$ in. (large size eye)
10530	422	" $\frac{3}{4}$ in. (large size eye)
10531	—	" $\frac{7}{8}$ in. (large size eye)
10532	422	" 1 in. (large size eye)
10533	—	" $1\frac{1}{8}$ in. (large size eye)
10534	422	" $1\frac{1}{4}$ in. (large size eye)
10535	422	" $1\frac{1}{2}$ in. (large size eye)
10536	—	" $\frac{1}{2}$ in. (small size eye)
10537	—	" $\frac{5}{16}$ in. (small size eye)
10538	—	" $\frac{3}{8}$ in. (small size eye)
10539	—	" $\frac{1}{2}$ in. (small size eye)
10540	—	" $\frac{3}{4}$ in. (small size eye)
10541	—	" $\frac{7}{8}$ in. (small size eye)
10542	—	" 1 in. (small size eye)
10543	—	" $1\frac{1}{8}$ in. (small size eye)
10544	—	" $1\frac{1}{4}$ in. (small size eye)
10545	—	" $1\frac{1}{2}$ in. (small size eye)
10547	1784	" Holder with 209F and two 10556, for 10528 to 10530, 10538 to 10540 and 18681 to 18683
10549	418	Knife Holder with 209F and two 10556, for 10531, 10532, 10541, 10542, 18684 and 18685
10551	418	Knife Holder with 209F and two 10556, for 10533 to 10535, 10543 to 10545 and 18686 to 18688
10552	422	Knife Holder Adjusting Collar with 453c, for Machines Nos. 23-9 to 23-12, 23-16, 23-21, 23-22 and 23-30
10553	422	Knife Holder Connecting Link, for Machines Nos. 23-9 to 23-12, 23-22 and 23-30
10554	421	Knife Holder Connecting Link Pin, for Machines Nos. 23-9 to 23-12, 23-16, 23-21, 23-22 and 23-30
10555	418	Knife Holder Hinge Pin, for Ma- chines Nos. 23-9 to 23-12, 23-16, 23-21, 23-22 and 23-30
10556	4792	Driving and Stop Motion Lever Spring Pin, for 10239
10556	4792	Knife Position Pin, for 10547, 10549, 10551, 10632, 10730 and 18610
10557	4787	Needle Bar Frame

No.	Plate	Name
10558	416	Feed Regulator (reverse), for Ma- chines Nos. 23-9 to 23-12, 23-16, 23-21, 23-22 and 23-30
10559	416	Feed Regulator (short), for Ma- chines Nos. 23-9 to 23-12 and 23-30
10560	417	Knife Holder Lifting Rock Shaft, for Machines Nos. 23-9 to 23-12, 23-22 and 23-30
10561	418	Knife Holder Lifting Rock Shaft Connecting Link, for Machines Nos. 23-9 to 23-12, 23-22 and 23-30
10562	421	Knife Holder Lifting Rock Shaft Connecting Link Pin, for Machines Nos. 23-9 to 23-12, 23-16, 23-21, 23-22 and 23-30
10563	417	Table Bracket Machine Holder (left) with four wood screws $1\frac{1}{4}$ in., No. 14, R.H.B., for Machines Nos. 23-9 to 23-12, 23-16, 23-21, 23-22 and 23-30
10565	421	Looper (single thread) (obsolete), for Machines Nos. 23-9, 23-10 and 23-21
10567	418	Thread (upper) Nipper Cam with 435c, for Machines Nos. 23-9, 23-16, 23-21 and 23-30
10568	416	Thread (upper) Nipper Link, for Ma- chines Nos. 23-9, 23-16, 23-21 and 23-30
10571	—	Clamp (Kilbowie style), $1\frac{1}{2}$ in., com- plete, Nos. 99E, 103D, 105D, 109D, 233D, 240D, 10158, 10159, 10170, 10171, 10174, 10176 to 10185, 10187, 10579, 10817 to 10823, 10826, 10827, two each 176D, 223E, 247F, 397E, 402D, 10160, 10161, 10164, 10172, 10173, 10195 and five 10157, for Machines Nos. 23-9 and 23-12
10572	—	Clamp (Kilbowie style), $1\frac{1}{2}$ in., com- plete, Nos. 99E, 103D, 105D, 109D, 233D, 240D, 10158, 10159, 10170, 10171, 10174, 10176 to 10185, 10187, 10579, 10817 to 10825, two each 176D, 223E, 247F, 397E, 402D, 10160, 10161, 10164, 10172, 10173, 10195 and five 10157, for Machines Nos. 23-9 and 23-12
10573	4790	Clamp Plate, for 10577, 10578 and 18659
10574	421	Thread (upper) Cord Guide Eyelet (obsolete)

No.	Plate	Name
10575	---	Bed Plate Button, for 10503, 18759 and 18760
10577	---	Clamp, 1 $\frac{1}{4}$ in., complete, Nos. 99E, 103D, 105D, 109D, 233D, 240D, 10158, 10159, 10170, 10171, 10174, 10176 to 10185, 10187, 10573, 10817 to 10823, 10826, 10827, two each 176D, 223E, 247F, 397E, 402D, 10160, 10161, 10164, 10172, 10173, 10195 and five 10157, for Machines Nos. 23-9 and 23-12
10578	---	Clamp, 1 $\frac{1}{2}$ in., complete, Nos. 99E, 103D, 105D, 109D, 233D, 240D, 10158, 10159, 10170, 10171, 10174, 10176 to 10185, 10187, 10573, 10817 to 10825, two each 176D, 223E, 247F, 397E, 402D, 10160, 10161, 10164, 10172, 10173, 10195 and five 10157, for Machines Nos. 23-9 and 23-12 ...
10579	---	Clamp Plate, for 10571 and 10572 ..
*10581	---	Bed, for Machines Nos. 23-10 to 23-12
10582	418	Driving and Stop Motion Starting Lever, for Machines Nos. 23-10 to 23-12 and 23-22
10632	1784	Knife Holder with 209F and two 10556, for 10526, 10527, 10536, 10537, 18679 and 18680
10636	4788	Bed Plate with 10475 and two 621E (obsolete), for Machine No. 23-11
10637	4792	Bed Plate Button, for 18757, 18758 and 18763
10686	---	Feed Wheel Cam Groove Protector, $\frac{1}{2}$ in. (inside), for 10929
10687	---	Feed Wheel Cam Groove Protector, $\frac{1}{2}$ in. (outside), for 10929
10688	---	Feed Wheel Cam Groove Protector, $\frac{3}{8}$ in. (inside), for 10930
10689	---	Feed Wheel Cam Groove Protector, $\frac{3}{8}$ in. (outside), for 10930
10690	---	Feed Wheel Cam Groove Protector, $\frac{3}{8}$ in. (inside), for 10931
10691	---	Feed Wheel Cam Groove Protector, $\frac{3}{8}$ in. (outside), for 10931
10692	---	Feed Wheel Cam Groove Protector, $\frac{1}{4}$ in. (inside), for 10932
10693	---	Feed Wheel Cam Groove Protector, $\frac{1}{4}$ in. (outside), for 10932
10694	---	Feed Wheel Cam Groove Protector, $\frac{3}{4}$ in. (inside), for 10933

No.	Plate	Name
10695	---	Feed Wheel Cam Groove Protector, $\frac{3}{4}$ in. (outside), for 10933
10696	---	Feed Wheel Cam Groove Protector, $\frac{3}{8}$ in. (inside), for 10934
10697	---	Feed Wheel Cam Groove Protector, $\frac{3}{8}$ in. (outside), for 10934
10698	---	Feed Wheel Cam Groove Protector, 1 in. (inside), for 10935
10699	---	Feed Wheel Cam Groove Protector, 1 in. (outside), for 10935
10700	---	Feed Wheel Cam Groove Protector, 1 $\frac{1}{8}$ in. (inside), for 10937
10701	---	Feed Wheel Cam Groove Protector, 1 $\frac{1}{8}$ in. (outside), for 10937
10702	---	Feed Wheel Cam Groove Protector, 1 $\frac{1}{4}$ in. (inside), for 10938
10703	---	Feed Wheel Cam Groove Protector, 1 $\frac{1}{4}$ in. (outside), for 10938
10705	---	Feed Wheel Latch, 1 $\frac{1}{8}$ in., for 10970 and 10975
10706	---	Feed Wheel Latch, 1 $\frac{1}{2}$ in., for 10937 and 10981
10707	---	Feed Wheel Latch, 1 $\frac{1}{4}$ in., for 10938
10708	---	" " " 1 $\frac{3}{8}$ in., for 18573
10709	---	" " " 1 $\frac{1}{2}$ in., for 10940
10730	4792	Knife Holder with 209F and two 10556
*10760	---	Bed, for Machine No. 23-16
10761	4788	" Plate (obsolete), for Machine No. 23-16
Nos. 10762 to 10768, for 10769		
10762	1757	Clamp Arm (lower, right); also for 10955
10763	1757	Clamp Arm (lower, left); also for 10955
10764	1757	Clamp Arm (upper, right) with 10165
10765	1757	" " (upper, left) with 10165
10766	1757	" Check (right); also for 10955
10767	1757	" " (left); also for 10955 ..
10768	1757	" Plate; also for 10955
10769	---	Clamp, 2 in., complete, Nos. 99E, 103D, 105D, 109D, 233D, 240D, 10155, 10156, 10158, 10159, 10170, 10171, 10174, 10176 to 10185, 10187, 10762 to 10768, 10821, two each 176D, 223E, 247F, 397E, 402D, 10160, 10161, 10164, 10172, 10173, 10195 and five 10157, for Machine No. 23-16

No.	Plate	Name
10770	4702	Eye Stop, for Machine No. 23-16 ...
10772	4792	Feed Wheel Friction Block, for Machine No. 23-16
10773	---	Feed Wheel Latch, 2 in., for 10800
10800	---	" " with 10773, for 2 in. buttonhole, for Machine No. 23-16 ..
10817	419	Clamp Arm (lower, right), for 10194, 10571, 10572, 10577, 10578, 10829, 10830, 10844, 10944, 10954, 10956, 18560, 18659, 18841 and 18842
10818	419	Clamp Arm (lower, left), for 10194, 10571, 10572, 10577, 10578, 10829, 10830, 10844, 10944, 10954, 10956, 18560, 18659, 18841 and 18842
10819	419	Clamp Arm (lower) Front Guide (right), for 10571, 10572, 10577, 10578, 10829, 10830, 10844, 10944, 10954, 10956, 18560, 18659, 18841 and 18842
10820	419	Clamp Arm (lower) Front Guide (left), for 10571, 10572, 10577, 10578, 10829, 10830, 10844, 10944, 10954, 10956, 18560, 18659, 18841 and 18842
10821	418	Clamp Arm Spreader Lever, for 10194, 10571, 10572, 10577, 10578, 10769, 10829, 10830, 10944, 10954, 18560, 18604, 18841 and 18842 ...
10822	419	Clamp Arm (upper, right) with 10165, for 10571, 10572, 10577, 10578, 10829, 10830, 10944, 10954, 18560, 18841 and 18842
10823	419	Clamp Arm (upper, left) with 10165, for 10571, 10572, 10577, 10578, 10829, 10830, 10944, 10954, 18560, 18841 and 18842
10824	419	Clamp Check (right), 1½ in., for 10572, 10578, 10830, 10954, 10956, 18659 and 18842
10825	419	Clamp Check (left), 1½ in., for 10572, 10578, 10830, 10954, 10956, 18659 and 18842
10826	4790	Clamp Check (right), 1¼ in., for 10571, 10577, 10829, 10844, 10944 and 18841
10827	4790	Clamp Check (left), 1¼ in., for 10571, 10577, 10829, 10844, 10944 and 18841
10828	4787	Clamp Plate, for 10829, 10830, 10844, 10956 and 18560

No.	Plate	Name
10829	---	Clamp, 1¼ in., complete, Nos. 99E, 103D, 105D, 109D, 233D, 240D, 10158, 10159, 10170, 10171, 10174, 10176 to 10185, 10187, 10817 to 10823, 10826 to 10828, two each 176D, 223E, 247F, 397E, 402D, 10160, 10161, 10164, 10172, 10173, 10195 and five 10157, for Machines Nos. 23-10 and 23-11
10830	4737	Clamp, 1½ in., complete, Nos. 99E, 103D, 105D, 109D, 233D, 240D, 10158, 10159, 10170, 10171, 10174, 10176 to 10185, 10187, 10817 to 10825, 10828, two each 176D, 223E, 247F, 397E, 402D, 10160, 10161, 10164, 10172, 10173, 10195 and five 10157, for Machines Nos. 23-10 and 23-11 ..
10832	4795	Clamp Arm (upper, right) with 10248, for 10844, 10956 and 18659
10833	4735	Clamp Arm (upper, left) with 10248, for 10844, 10956 and 18659
		Nos. 10834 to 10839, for 10844, 10955, 10956 and 18659
10834	4795	Clamp Arm ((upper) Adjusting Slide
10835	4795	" " " Hinge
10836	4791	" " " Dowel Pin
10837	4795	" Crank Shaft Bracket (right) ..
10838	4795	" " " " (left)
10839	4795	" " " Lever
		Nos. 10841 to 10843, for 10844, 10955, 10956 and 18659
10841	4795	Clamp Guide Pin Lifter
10842	4795	" " " " Stop
10843	4795	" Arm Spreader Lever
10844	---	Clamp, 1¼ in., complete, for military work, Nos. 99E, 103D, 105D, 109D, 224D, 233D, 240D, 10158, 10159, 10170, 10171, 10174, 10176, 10177, 10181, 10182, 10184, 10187, 10817 to 10820, 10826 to 10828, 10832, 10833, 10837 to 10839, 10841 to 10843, 10845, two each 192D, 223E, 247F, 397E, 402D, 10160, 10161, 10173, 10195, 10834, 10835, four each 10157 and 10836, for Machines Nos. 23-10 and 23-11
10845	4795	Clamp Guide Pin Post, for 10844, 10955, 10956 and 18659

From the Library of the National Archives and Records Administration

Numerical List of Parts

No.	Plate	Name
10847	---	Driving Attachment complete, Nos. 127D, 144D, 10237, 10238, 10849 to 10855, 27070, 126040 and three wood screws $1\frac{1}{4}$ in., No. 12
Nos. 10849 to 10855, for 10847		
10849	4794	Driving Attachment Driving Puley with 10236
10850	4794	Driving Attachment Friction Pulley
10851	4794	" " " " Stud
10852	4794	Driving Attachment Lever
10853	4794	" " " Bracket
10854	4793	" " " Washer
10855	4793	Driving Attachment Lever Brake Roll (wood)
10856	4794	Table Belt Guide Bracket complete, Nos. 10857 to 10859 and three wood screws $1\frac{1}{4}$ in., No. 12, R.H.B., for Machines Nos. 23-3, 23-4, 23-10 to 23-12 and 23-22
Nos. 10857 to 10859, for 10856		
10857	4794	Table Belt Guide Bracket with 448c
10858	4794	" " " " Shaft
10859	4794	" " " " Pulley
10860	4794	Table Belt Guide Bracket complete, Nos. 10861, 10862, two each 10864, 10865 and wood screws $1\frac{1}{4}$ in., No. 12, R.H.B.
10861	4794	Table Belt Guide Bracket with 448c, for 10860
10862	4794	Table Belt Guide Bracket Shaft, for 10860
10864	4794	Table Belt Guide Bracket Shaft Col- lar with 448c, for 10860
10865	4794	Table Belt Guide Bracket Shaft Pul- ley, for 10860
10866	---	Cutting Punch (hand), for $\frac{3}{8}$ in. but- tonhole
10867	473	Cutting Punch (hand), for $\frac{1}{2}$ in. but- tonhole
10868	---	Cutting Punch (hand), for $\frac{5}{16}$ in. but- tonhole
10869	---	Cutting Punch (hand), for $\frac{3}{4}$ in. but- tonhole
10870	---	Cutting Punch (hand), for $1\frac{1}{8}$ in. but- tonhole

Numerical List of Parts

No.	Plate	Name
10871	---	Cutting Punch (hand), for $\frac{3}{4}$ in. but- tonhole
10872	---	Cutting Punch (hand), for $\frac{3}{4}$ in. but- tonhole
10873	---	Cutting Punch (hand), for 1 in. but- tonhole
10875	4787	Wrench, for 1518 and 1520, for all Machines of Class 23- except No. 23-30
10876	4787	Wrench, for 357 and 1513, for all Machines of Class 23- except No. 23-30
10877	4787	Wrench, for 10453, for Machines Nos. 23-9 to 23-12, 23-16, 23-21, 23-22 and 23-30
10879	4794	Bed Plate Button with 240D and 664D, for 18596 and 18814
10880	422	Cutting Block (brass), 2 in., for Ma- chine No. 23-16
Nos. 10881 to 10884, for Machines Nos. 23-16 and 23-21		
10881	422	Knife, 2 in. (large size eye)
10882	---	" 2 in. (small size eye)
10883	4792	" Holder Connecting Link
10884	4792	" " Lifting Rock Shaft Con- necting Link
10885	4792	Feed Hand Ratchet Pawl with 10035 (obsolete), for Machines Nos. 23-16 and 23-21
10886	---	Feed Hand Ratchet complete, Nos. 10031, 10032, 10034 and 18792, for Machine No. 23-16
10888	4792	Bed Plate Button (Chicago style) with 240D and 664D, for Machine No. 23-10
*10890	---	Arm with 771D and 10008, for Ma- chines Nos. 23-10 to 23-12 and 23-22
*10891	---	Arm with 771D and 10008, for Ma- chines Nos. 23-16 and 23-21
10893	4793	Eye Stop, for Machines Nos. 23-9 to 23-12 and 23-30
10895	4793	Feed Wheel Tripping Point, for 10901 to 10923, 10925, 10929 to 10935, 10937 to 10940, 10959, 10960, 10970, 10975, 10981, 18562, 18572 and 18573

No.	Plate	Name
10897	---	Needle Bar Frame Bell Crank with 1813, for Machines Nos. 23-9 to 23-12, 23-16, 23-21, 23-22 and 23-30

Nos. 10901 to 10908, for Machine No. 23-3

10901	---	Feed Wheel with 207c, 10064, 10065, 10080, 10895, two each 401E and 756E, for $\frac{3}{8}$ in. buttonhole
10902	---	Feed Wheel with 207c, 10066, 10067, 10081, 10895, two each 401E and 756E, for $\frac{1}{2}$ in. buttonhole
10903	---	Feed Wheel with 207c, 10068, 10069, 10082, 10895, two each 401E and 756E, for $\frac{5}{16}$ in. buttonhole
10904	---	Feed Wheel with 207c, 10070, 10071, 10083, 10895, two each 401E and 756E, for $\frac{3}{8}$ in. buttonhole
10095	---	Feed Wheel with 207c, 10072, 10073, 10084, 10895, two each 401E and 756E, for $\frac{1}{4}$ in. buttonhole
10906	---	Feed Wheel with 207c, 756E, 10074, 10075, 10085, 10895 and three 401E, for $\frac{3}{8}$ in. buttonhole
10907	---	Feed Wheel with 207c, 10076, 10077, 10086, 10895, two each 401E and 756E, for $\frac{3}{8}$ in. buttonhole
10908	---	Feed Wheel with 207c, 10078, 10079, 10087, 10895, two each 401E and 756E, for 1 in. buttonhole

Nos. 10909 to 10916, for Machine No. 23-4

10909	---	Feed Wheel with 207c, 10347, 10348, 10364, 10895, two each 401E and 756E, for $\frac{3}{8}$ in. buttonhole
10910	---	Feed Wheel with 207c, 10082, 10349, 10350, 10895, two each 401E and 756E, for $\frac{1}{2}$ in. buttonhole
10911	417	Feed Wheel with 207c, 10351, 10352, 10365, 10895, two each 401E and 756E, for $\frac{5}{16}$ in. buttonhole
10912	---	Feed Wheel with 207c, 10353, 10354, 10366, 10895, two each 401E and 756E, for $\frac{3}{8}$ in. buttonhole
10913	---	Feed Wheel with 207c, 10355, 10356, 10408, 10895 and four 401E, for $\frac{1}{4}$ in. buttonhole

No.	Plate	Name
10914	---	Feed Wheel with 207c, 10357, 10358, 10409, 10895 and four 401E, for $\frac{3}{4}$ in. buttonhole
10915	---	Feed Wheel with 207c, 10359, 10360, 10367, 10895, two each 401E and 756E, for $\frac{3}{8}$ in. buttonhole
10916	---	Feed Wheel with 207c, 10362, 10363, 10368, 10895, two each 401E and 756E, for 1 in. buttonhole

Nos. 10917 to 10923, for Machines Nos. 23-10 and 23-12

10917	---	Feed Wheel with 207c, 10081, 10504, 10505, 10895, two each 401E and 756E, for $\frac{1}{2}$ in. buttonhole
10918	---	Feed Wheel with 207c, 10082, 10506, 10507, 10895, two each 401E and 756E, for $\frac{5}{16}$ in. buttonhole
10919	---	Feed Wheel with 207c, 10083, 10508, 10509, 10895, two each 401E and 756E, for $\frac{3}{8}$ in. buttonhole
10920	---	Feed Wheel with 207c, 756E, 10084, 10510, 10511, 10895 and three 401E, for $\frac{1}{4}$ in. buttonhole
10921	---	Feed Wheel with 207c, 756E, 10085, 10512, 10513, 10895 and three 401E, for $\frac{3}{8}$ in. buttonhole
10922	---	Feed Wheel with 207c, 10086, 10514, 10515, 10895 and four 401E, for $\frac{3}{8}$ in. buttonhole
10923	---	Feed Wheel with 207c, 756E, 10087, 10516, 10517, 10895 and three 401E, for 1 in. buttonhole
10925	---	Feed Wheel with 207c, 401E, 10518, 10519, 10521, 10895 and three 756E, for $1\frac{1}{2}$ in. buttonhole, for Machines Nos. 23-10 and 23-12

Nos. 10929 to 10935, for Machine No. 23-11

10929	---	Feed Wheel with 207c, 10082, 10686, 10687, 10895, two each 401E and 756E, for $\frac{1}{2}$ in. buttonhole
10930	---	Feed Wheel with 207c, 10365, 10688, 10689, 10895, two each 401E and 756E, for $\frac{5}{16}$ in. buttonhole
10931	---	Feed Wheel with 207c, 756E, 10366, 10690, 10691, 10895 and three 401E, for $\frac{3}{8}$ in. buttonhole

Numerical List of Parts

No.	Plate	Name
10932	—	Feed Wheel with 207c, 756E, 10408, 10692, 10693, 10895 and three 401E, for $\frac{1}{4}$ in. buttonhole
10933	—	Feed Wheel with 207c, 756E, 10085, 10694, 10695, 10895 and three 401E, for $\frac{3}{8}$ in. buttonhole
10934	417	Feed Wheel with 207c, 756E, 10367, 10696, 10697, 10895 and three 401E, for $\frac{3}{8}$ in. buttonhole
10935	—	Feed Wheel with 207c, 756E, 10368, 10698, 10699, 10895 and three 401E, for 1 in. buttonhole
10937	—	Feed Wheel with 207c, 401E, 10700, 10701, 10706, 10895 and three 756E, for $1\frac{1}{4}$ in. buttonhole, for Machine No. 23-11
10938	—	Feed Wheel with 207c, 10702, 10703, 10707, 10895 and four 756E, for $1\frac{1}{4}$ in. buttonhole, for Machine No. 23-11
10940	—	Feed Wheel with 207c, 10709, 10895, 14105, 18895, 18896 and three 401E, for $1\frac{1}{2}$ in. buttonhole, for Machine No. 23-11
10943	4792	Bed Plate Button (Chicago style) with 240D and 664D, for Machines Nos. 23-16 and 23-21
10944	—	Clamp, $1\frac{1}{2}$ in., complete, for eyeless buttonholes, Nos. 99E, 103D, 105D, 109D, 233D, 240D, 10158, 10159, 10170, 10171, 10174, 10176 to 10185, 10187, 10817 to 10823, 10826, 10827, 18578, two each 176D, 223E, 247F, 397E, 402D, 10160, 10161, 10164, 10172, 10173, 10195 and five 10157, for Machines Nos. 23-10 and 23-11
10945	—	Clamp Plate Deflecting Piece, $1\frac{1}{8}$ in. (right), for Machines Nos. 23-9, 23-12 and 23-21
10946	—	Clamp Plate Deflecting Piece, $1\frac{1}{8}$ in. (left), for Machines Nos. 23-9 and 23-12
10951	—	Clamp Plate Deflecting Piece (Kilbowie style), $\frac{5}{8}$ in. and $\frac{3}{4}$ in. (right), for Machines Nos. 23-9 and 23-12
10952	—	Clamp Plate Deflecting Piece (Kilbowie style), $\frac{5}{8}$ in. and $\frac{3}{4}$ in. (left), for Machines Nos. 23-9 and 23-12

Numerical List of Parts

No.	Plate	Name
10954	—	Clamp, $1\frac{1}{2}$ in., complete, for eyeless buttonholes, Nos. 99E, 103D, 105D, 109D, 233D, 240D, 10158, 10159, 10170, 10171, 10174, 10176 to 10185, 10187, 10817 to 10825, 18578, two each 176D, 223E, 247F, 397E, 402D, 10160, 10161, 10164, 10172, 10173, 10195 and five 10157, for Machines Nos. 23-10 and 23-11
10955	—	Clamp, 2 in., complete, for military work, Nos. 99E, 103D, 105D, 109D, 224D, 233D, 240D, 10155, 10156, 10158, 10159, 10170, 10171, 10174, 10176, 10177, 10181, 10182, 10184, 10187, 10762, 10763, 10766 to 10768, 10837 to 10839, 10841 to 10843, 10845, 18581, 18582, two each 192D, 223E, 247F, 397E, 402D, 10160, 10161, 10173, 10195, 10834, 10835, four each 10157 and 10836, for Machine No. 23-16
10956	—	Clamp, $1\frac{1}{2}$ in., complete, for military work, Nos. 99E, 103D, 105D, 109D, 224D, 233D, 240D, 10158, 10159, 10170, 10171, 10174, 10176, 10177, 10181, 10182, 10184, 10187, 10817 to 10820, 10824, 10825, 10828, 10832, 10833, 10837 to 10839, 10841 to 10843, 10845, two each 192D, 223E, 247F, 397E, 402D, 10160, 10161, 10173, 10195, 10834, 10835, four each 10157 and 10836, for Machines Nos. 23-10 and 23-11
10957	417	Feed Wheel with 401E, 10962, 10963, 10967 and three 756E, for $1\frac{1}{4}$ in. buttonhole, for Machines Nos. 23-9 and 23-30
10958	—	Feed Wheel with 10524, 10964, 10965 and four 401E, for $1\frac{1}{2}$ in. buttonhole, for Machines Nos. 23-9 and 23-30
10959	—	Feed Wheel with 207c, 401E, 10895, 10962, 10963, 10967 and three 756E, for $1\frac{1}{4}$ in. buttonhole, for Machines Nos. 23-10 and 23-12
10960	—	Feed Wheel with 207c, 10524, 10895, 10964, 10965 and four 401E, for $1\frac{1}{2}$ in. buttonhole, for Machines Nos. 23-10 and 23-12
10962	—	Feed Wheel Cam Groove Protector, $1\frac{1}{4}$ in. (inside), for 10957 and 10959

No.	Plate	Name
10963	—	Feed Wheel Cam Groove Protector, 1½ in. (outside), for 10957 and 10959
10964	—	Feed Wheel Cam Groove Protector, 1½ in. (inside), for 10958, 10960 and 18565
10965	—	Feed Wheel Cam Groove Protector, 1½ in. (outside), for 10958, 10960 and 18565
10967	—	Feed Wheel Latch, 1½ in., for 10957 and 10959
10970	—	Feed Wheel with 207c, 10705, 10895, 10972, 10973, two each 401E and 756E, for 1½ in. buttonhole, for Machine No. 23-4
10972	—	Feed Wheel Cam Groove Protector, 1½ in. (inside), for 10970
10973	—	Feed Wheel Cam Groove Protector, 1½ in. (outside), for 10970
10975	—	Feed Wheel with 207c, 756E, 10705, 10895, 10977, 10978 and three 401E, for 1½ in. buttonhole, for Machine No. 23-11
10977	—	Feed Wheel Cam Groove Protector, 1½ in. (inside), for 10975
10978	—	Feed Wheel Cam Groove Protector, 1½ in. (outside), for 10975
10981	—	Feed Wheel with 207c, 10706, 10895, 10983, 10984 and four 756E, for 1½ in. buttonhole, for Machine No. 23-4
10983	—	Feed Wheel Cam Groove Protector, 1½ in. (inside), for 10981
10984	—	Feed Wheel Cam Groove Protector, 1½ in. (outside), for 10981
Nos. 10987 to 11000, for Machine No. 23-22		
10987	4793	Barring Feed Wheel Lever Brake with 10035
10988	4791	Barring Feed Wheel Lever Brake Lever Stop Bracket with 10251 ..
*10989	—	Bed
10990	4788	" Plate with 18549 and two 621E (obsolete)
10991	4793	Bed Plate Button (Hamburg style)
10993	4793	Driving and Stop Motion Ratchet Lever Pawl Stop
10994	4793	Driving and Stop Motion Ratchet Lever Pawl Stop Lever

No.	Plate	Name
10995	4793	Driving and Stop Motion Ratchet Lever Pawl Stop Lever Hinge Screw Stud
10996	4793	Driving and Stop Motion Ratchet Lever Pawl Stop Lever Lifting Lever
10997	4791	Driving and Stop Motion Ratchet Lever Pawl Stop Lever Lifting Lever Washer
10998	4793	Driving and Stop Motion Tripping Lever with 1963, 10251 and 10257
10999	4793	Feed Hand Ratchet Pawl with 10035 (obsolete), for Machine No. 23-22
11000	—	Feed Hand Ratchet complete, Nos. Nos. 10034, 10261, 10262 and 18793
14105	—	Cam Groove Protector Pin, for 10940
15648	—	Cutting Punch (hand), for ¾ in. eyelet
18503	4793	Feed Wheel Friction Block for Machine No. 23-22
18506	—	Feed Wheel with 10520, 18507, 18508, two each 401E and 756E for 1½ in. buttonhole, for Machines Nos. 23-9 and 23-30
18507	—	Feed Wheel Cam Groove Protector, 1½ in. (inside), for 18506 and 18562
18508	—	Feed Wheel Cam Groove Protector, 1½ in. (outside), for 18506 and 18562
18547	4788	Bed Plate, for I.B.H. Looper (obsolete), for Machine No. 23-11
18548	422	Cutting Block (brass), ½ in., for 10551
18549	4793	Eye Stop Substitute (obsolete), for 10990
18557	4790	Clamp Check Presser Spring (obsolete)
18559	4790	Clamp Check (right), 1½ in., for 18560
18560	—	Clamp, 1½ in., complete, Nos. 99E, 103D, 105D, 109D, 233D, 240D, 10158, 10159, 10170, 10171, 10174, 10176 to 10185, 10187, 10817 to 10823, 10825, 10828, 18559, two each 176D, 223E, 247F, 397E, 402D, 10160, 10161, 10164, 10172, 10173, 10195 and five 10157, for Machine No. 23-22

No.	Plate	Name
18562	—	Feed Wheel with 207c, 10520, 10895, 18507, 18508, two each 401E and 756E, for 1 $\frac{1}{16}$ in. buttonhole, for Machines Nos. 23-10 and 23-12 ..
18563	4787	Feed Wheel Driving Lever with 129E, for all Machines of Class 23- except No. 23-22 ..
18564	—	Feed Wheel Driving Lever with 129E, for Machine No. 23-22 ..
18565	—	Feed Wheel with 10524, 10964, 10965, 18566, 18567, four each 207c and 401E, for $\frac{1}{2}$ to 1 $\frac{1}{2}$ in. buttonholes, for Machine No. 23-22 ..
18566	4793	Feed Wheel Tripping Point, for $\frac{1}{2}$ in. buttonhole, for 18565 ..
18567	4793	Feed Wheel Tripping Point, for $\frac{3}{4}$ to 1 $\frac{1}{2}$ in. buttonholes, for 18565 ..
18568	416	Bed Plate Button with 240D and 664D, for 18753 and 18754 ..
18569	—	Feed Wheel with 10523, 18570, 18571, two each 401E and 756E, for 1 $\frac{3}{8}$ in. buttonhole, for Machines Nos. 23-9 and 23-30 ..
18570	—	Feed Wheel Cam Groove Protector, 1 $\frac{3}{8}$ in. (inside), for 18569 and 18572 ..
18571	—	Feed Wheel Cam Groove Protector, 1 $\frac{3}{8}$ in. (outside), for 18569 and 18572 ..
18572	—	Feed Wheel with 207c, 10523, 10895, 18570, 18571, two each 401E and 756E, for 1 $\frac{3}{8}$ in. buttonhole, for Machines Nos. 23-10 and 23-12 ..
18573	—	Feed Wheel with 207c, 10708, 10895, 18574, 18575, two each 401E and 756E, for 1 $\frac{3}{8}$ in. buttonhole, for Machine No. 23-11 ..
18574	—	Feed Wheel Cam Groove Protector, 1 $\frac{3}{8}$ in. (inside), for 18573 ..
18575	—	Feed Wheel Cam Groove Protector, 1 $\frac{3}{8}$ in. (outside), for 18573 ..
18576	4793	Eye Stop, for 10632 ..
18578	4795	Clamp Plate, for 10944 and 10954 ..
18579	4792	Feed Wheel Friction Block Spring, for Machine No. 23-16 ..
18580	4792	Looper Carrier with 1824, for Machines Nos. 23-16 and 23-21 ..
18581	4790	Clamp Arm (upper, right) with 10248, for 10955 ..
18582	4790	Clamp Arm (upper, left) with 10248, for 10955 ..

Nos. 18592 to 18610, for Machine No. 23-21

No.	Plate	Name
*18592	—	Bed with 18593 and four 145E, ..
*18593	—	“ Extension, for 18592 ..
18594	479:	“ “ Cover ..
18595	4788	“ Plate, for 18596 and 18887 ..
18596	—	Bed Plate complete, Nos. 10024, 10132, 10134, 10879, 18595, two each 10135, 10136 and three 405E (obsolete) ..

Nos. 18597 to 18603, for 18604

18597	1757	Clamp Arm (lower, right) ..
18598	1757	“ “ (lower, left) ..
18599	1757	“ “ (upper, right) with 10165 ..
18600	1757	“ “ (upper, left) with 10165 ..
18601	1757	“ Check (right) ..
18602	1757	“ “ (left) ..
18603	1757	“ Plate ..
18604	—	Clamp, 2 $\frac{1}{2}$ in., complete, Nos. 99E, 103D, 105D, 109D, 233D, 240D, 10155, 10156, 10158, 10159, 10170, 10171, 10174, 10176 to 10185, 10187, 10821, 18597 to 18603, two each 176D, 223E, 247E, 397E, 402D, 10160, 10161, 10164, 10172, 10173, 10195 and five 10157 ..
18605	422	Cutting Block (brass), 1 $\frac{1}{2}$ inch ..
18606	4790	Feed Hand Ratchet Lever, for 18607 and 18880 ..
18607	—	Feed Hand Ratchet complete, Nos. 10032, 10034, 18606 and 18792 (obsolete) ..
18608	—	Feed Wheel with 18609, for 2 $\frac{1}{2}$ in. buttonhole ..
18609	—	Feed Wheel Latch, for 18608 ..
18610	4792	Knife Holder with 209E and two 10556 ..
18619	4793	Bed Plate Protector, for 1 $\frac{1}{8}$ to 1 $\frac{1}{2}$ in. buttonholes, for 18622, 18628, 18799 and 18803 ..
18620	4793	Bed Plate Protector (left), for $\frac{1}{2}$ to 1 in. buttonholes, for 18638, 18801 and 18805 ..
18621	4793	Bed Plate Protector (right), for $\frac{1}{2}$ to 1 in. buttonholes, for 18638, 18801 and 18805 ..

No.	Plate	Name
18622	4783	Bed Plate with two 18619 and four 405E, for $1\frac{1}{8}$ to $1\frac{1}{2}$ in. buttonholes (obsolete), for Machines Nos. 23-9, 23-10 and 23-12
18628	4789	Bed Plate with two 18619 and four 405E, for $1\frac{1}{8}$ to $1\frac{1}{2}$ in. buttonholes (obsolete), for Machine No. 23-11
18638	4789	Bed Plate with 18620, 18621 and four 405E, for 2 in. buttonholes, for 18813
18642	4789	Bed Plate with 18646, 18647 and four 405E (obsolete), for Machine No. 23-22
18646	4793	Bed Plate Protector (left), for 18642 and 18811
18647	4793	Bed Plate Protector (right), for 18642 and 18811
18659	—	Clamp (military), $1\frac{1}{2}$ in., complete, Nos. 99E, 103D, 105D, 109D, 224D, 233D, 240D, 10158, 10159, 10170, 10171, 10174, 10176, 10177, 10181, 10182, 10184, 10187, 10573, 10817 to 10820, 10824, 10825, 10832, 10833, 10837 to 10839, 10841 to 10843, 10845, two each 192D, 223E, 247D, 397E, 402D, 10160, 10161, 10173, 10195, 10834, 10835, four each 10157 and 10836, for Machines Nos. 23-9 and 23-12

Nos. 18679 to 18688, for Machine No. 23-30

18679	—	Knife, $\frac{1}{2}$ in. (medium size eye)
18680	—	" $\frac{3}{8}$ in. (medium size eye)
18681	—	" $\frac{5}{8}$ in. (medium size eye)
18682	—	" $1\frac{1}{8}$ in. (medium size eye)
18683	—	" $\frac{3}{4}$ in. (medium size eye)
18684	—	" $\frac{7}{8}$ in. (medium size eye)
18685	—	" 1 in. (medium size eye)
18686	—	" $1\frac{1}{8}$ in. (medium size eye)
18687	—	" $1\frac{1}{4}$ in. (medium size eye)
18688	4791	" $1\frac{1}{2}$ in. (medium size eye)

Nos. 18697 to 18700, for 18747

18697	4795	Thread (upper) Cord Guide
18698	4795	" " " " Bracket
18699	4795	" " " " Hinge Pin and Thread Eyelet
18700	4795	Thread (upper) Cord Guide Lock Spring

No.	Plate	Name
18747	4793	Thread (upper) Cord Guide complete, Nos. 10157 and 18697 to 18700, for Machines Nos. 23-9 to 23-12, 23-16, 23-21, 23-22 and 23-30
18750	4791	Cutting Block (brass), $\frac{1}{2}$ in., for 10632, for Machines Nos. 23-9 to 23-12, 23-22 and 23-30
18751	4791	Cutting Block (brass), $\frac{3}{8}$ in., for 10632, for Machines Nos. 23-9 to 23-12, 23-22 and 23-30
18752	—	Bed Plate Clamp Stop Stud, for 18797 and 18798
18753	—	Bed Plate complete, for $1\frac{1}{8}$ to $1\frac{1}{2}$ in. buttonholes, Nos. 10024, 10132, 10134, 18568, 18800, two each 10135, 10136 and three 405E, for Machine No. 23-10
18754	—	Bed Plate complete, for $\frac{1}{2}$ to 1 in. buttonholes, Nos. 10024, 10132, 10134, 18568, 18802, two each 10135, 10136 and three 405E, for Machine No. 23-10
18755	—	Bed Plate complete, for $1\frac{1}{8}$ to $1\frac{1}{2}$ in. buttonholes, Nos. 10024, 10132, 10134, 10503, 18800, two each 10135, 10136 and three 405E, for Machine No. 23-9
18756	—	Bed Plate complete, for $\frac{1}{2}$ to 1 in. buttonholes, Nos. 10024, 10132, 10134, 10503, 18802, two each 10135, 10136 and three 405E, for Machine No. 23-9
18757	—	Bed Plate complete, for $1\frac{1}{8}$ to $1\frac{1}{2}$ in. buttonholes, Nos. 10024, 10306, 10637, 18804 and three 405E, for Machine No. 23-11
18758	—	Bed Plate complete, for $\frac{1}{2}$ to 1 in. buttonholes, Nos. 10024, 10306, 10637, 18806 and three 405E, for Machine No. 23-11
18759	—	Bed Plate complete, for $1\frac{1}{8}$ to $1\frac{1}{2}$ in. buttonholes, Nos. 10024, 10575, 18800 and three 405E, for Machine No. 23-12
18760	—	Bed Plate complete, for $\frac{1}{2}$ to 1 in. buttonholes, Nos. 10024, 10575, 18802 and three 405E, for Machine No. 23-12

No.	Plate	Name
18763	---	Bed Plate complete, Nos. 10024, 10306, 10637, 18812 and three 405E, for Machine No. 23-22
18790	4792	Feed Hand Ratchet Pawl with 18791, for 10036
18791	4791	Feed Hand Ratchet Pawl Spring Hook, for 18790, 18792, 18793, 18877 and 18879
18792	4792	Feed Hand Ratchet Pawl with 18791, for 10886 and 18607, for Machine No. 23-16
18793	----	Feed Hand Ratchet Pawl with 18791, for 11000
18797	4792	Bed Plate Clamp Stop (left) with 18752, for 18800, 18802, 18804, 18806, 18812 and 18813
18798	4792	Bed Plate Clamp Stop (right) with 18752, for 18800, 18802, 18804, 18806, 18812 and 18813
18799	4789	Bed Plate with two 18619 and four 405E, for 1 1/8 to 1 1/2 in. buttonholes, for 18800
18800	----	Bed Plate 18799 with 18797, 18798 and four 231c, for 18753, 18755, 18759 and 18838
18801	----	Bed Plate with 18620, 18621 and four 405E, for 1/2 to 1 in. buttonholes, for 18802
18802	----	Bed Plate 18801 with 18797, 18798 and four 231c, for 18754, 18756, 18760 and 18839
18803	4789	Bed Plate with two 18619 and four 405E, for 1 1/8 to 1 1/2 in. buttonholes, for 18804
18804	----	Bed Plate 18803 with 18797, 18798 and four 231c, for 18757
18805	----	Bed Plate with 18620, 18621 and four 405E, for 1/2 to 1 in. buttonholes, for 18806
18806	----	Bed Plate 18805 with 18797, 18798 and four 231c, for 18758
18811	4789	Bed Plate with 18646, 18647 and four 405E, for 18812
18812	----	Bed Plate 18811 with 18797, 18798 and four 231c, for 18763
18813	----	Bed Plate 18638 with 18797, 18798 and four 231c, for 18814

No.	Plate	Name
18814	---	Bed Plate complete, Nos. 10024, 10132, 10134, 10879, 18813, two each 10135, 10136 and three 405E, for Machine No. 23-16
18820	1784	Arm Shaft (horizontal) Gear with 453c, for all Machines of Class 23- except Nos. 23-22 and 23-30
18821	1784	Arm Shaft (upright) Gear with 453c, for all Machines of Class 23- except Nos. 23-22 and 23-30
18826	4790	Needle Bar Frame Cam with two 445c, for Machine No. 23-30
Nos. 18837 to 18846, for Machine No. 23-30		
18837	4792	Bed Plate Button with 240D and 664D, for 18838 and 18839
18838	---	Bed Plate complete, for 1 1/8 to 1 1/2 in. buttonholes, Nos. 10024, 10134, 18800, 18837, 18846, two each 10135, 10136 and three 405E
18839	---	Bed Plate complete, for 1/2 to 1 in. buttonholes, Nos. 10024, 10134, 18802, 18837, 18846, two each 10135, 10136 and three 405E
18840	4795	Clamp Plate, for 18841 and 18842 ..
18841	----	Clamp, 1 1/2 in., complete, Nos. 99E, 103D, 105D, 109D, 233D, 240D, 10158, 10159, 10170, 10171, 10174, 10176 to 10185, 10187, 10817 to 10823, 10826, 10827, 18840, two each 176D, 223E, 247E, 397E, 402D, 10160, 10161, 10164, 10172, 10173, 10195 and five 10157
18842	----	Clamp, 1 1/2 in., complete, Nos. 99E, 103D, 105D, 109D, 233D, 240D, 10158, 10159, 10170, 10171, 10174, 10176 to 10185, 10187, 10817 to 10825, 18840, two each 176D, 223E, 247E, 397E, 402D, 10160, 10161, 10164, 10172, 10173, 10195 and five 10157
18843	4791	Looper (long)
18844	4791	Thread (under) Take-up Spring ...
18845	4791	" (upper) Take-up Spring
18846	4792	Spreader (right) with 99c and 10136, for 18838 and 18839
18870	----	Knife Holder Lifting Rock Shaft, for Machines Nos. 23-16 and 23-21
18872	----	Cutting Block (brass), 1 1/4 in., for Machine No. 23-16

No.	Plate	Name
18874	---	Cutting Block (brass), 1½ in., for Machine No. 23-16
18875	---	Cutting Block (brass), 1¾ in., for Machine No. 23-16
18876	----	Needle Bar Packing Cord
18877	---	Feed Hand Ratchet Pawl with 18791, for 18878
18878	---	Feed Hand Ratchet complete, Nos. 10034, 10261, 10262 and 18877, for Machines Nos. 23-3, 23-4 and 23-10 to 23-12
18879	---	Feed Hand Ratchet Pawl with 18791, for 18880
18880	---	Feed Hand Ratchet complete, Nos. 10032, 10034, 18606 and 18879, for Machine No. 23-21
18886	----	Bed Plate Button with 240D and 664D, for 18887
18887	----	Bed Plate complete, Nos. 10024, 10132, 10134, 18595, 18886, two each 10135, 10136 and three 405E, for Machine No. 23-21
18888	---	Barring Feed Wheel Lever Brake Lever Spring, for Machine No. 23-22
18889	---	Bed Plate Button, for 18891
18890	----	" " Adjustable Gimp and Needle Plate, for 18891
18891	----	Bed Plate Button complete, Nos. 18889, 18890 and 18892, for Machine No. 23-10
18892	----	Bed Plate Button Adjustable Gimp and Needle Plate Drift, for 18891
18894	---	Feed Shipper Lever with 1814, for buttonholes from ½ to 1¼ in. long, for Machines Nos. 23-9 to 23-12, 23-16, 23-21, 23-22 and 23-30
18895	---	Feed Wheel Cam Groove Protector, 1½ in. (inside), for 10940
18896	---	Feed Wheel Cam Groove Protector, 1½ in. (outside), for 10940
26026	1784	Screw Driver, Nos. 120088 and 120090, for all Machines of Class 23- except No. 23-30
27070	---	Driving Attachment Shaft Driving Pulley (sectional, grooved), 10 in. diam., 1¾ in. bore, with two 597c, for 10847
27639	4794	Driving Attachment Treadle Pitman Rod, for 60626

No.	Plate	Name
36569	---	Oiler with 36571, for 36570
36570	---	" 36569 filled with oil, for all Machines of Class 23- except No. 23-30
36571	---	Oiler Spout, 1¾ in. long, with 36807, for 36569
36807	---	Oiler Spout Washer (leather), for 36571
50021D	---	Tension (under thread) Screw Stud, for all Machines of Class 23- except Nos. 23-22 and 23-30
50581R	---	Driving Attachment Treadle Extension Screw, for 126037
60626	---	Driving Attachment Treadle Pitman complete, Nos. two each 9079 and 27639, for 126040
*120088	---	Screw Driver Blade, for 26026
*120090	---	" " Handle, for 26026
120341	---	Tweezers (curved)
126036	----	Driving Attachment Treadle, for 126037
126037	----	Driving Attachment Treadle 126036 with 2718R, 50581R and 126038, for 126039
126038	----	Driving Attachment Treadle Extension, for 126037
126039	----	Driving Attachment Treadle complete, Nos. 126037, 204127 and 204128, for 126040
126040	----	Driving Attachment Treadle and Pitman complete, Nos. 60626 and 126039, for 10847
204127	----	Driving Attachment Treadle Stand (left) with two wood screws 1 in., No. 13, for 126039
204128	----	Driving Attachment Treadle Stand (right) with two wood screws 1 in., No. 13, for 126039
234464	---	Cutting Punch (hand), for ¾ in. eyelet
234465	---	Cutting Punch (hand), for ⅝ in. eyelet
234471	---	Cutting Punch (hand), for ½ in. eyelet
234472	---	Cutting Punch (hand), for ⅜ in. eyelet
234474	---	Cutting Punch (hand), for ¼ in. eyelet

ILLUSTRATIONS OF PARTS

FOR

MACHINES

**Nos. 23-1, 23-3, 23-4, 23-9 to
23-12, 23-16, 23-21,
23-22 and 23-30**

PLATE 416—ONE-HALF SIZE

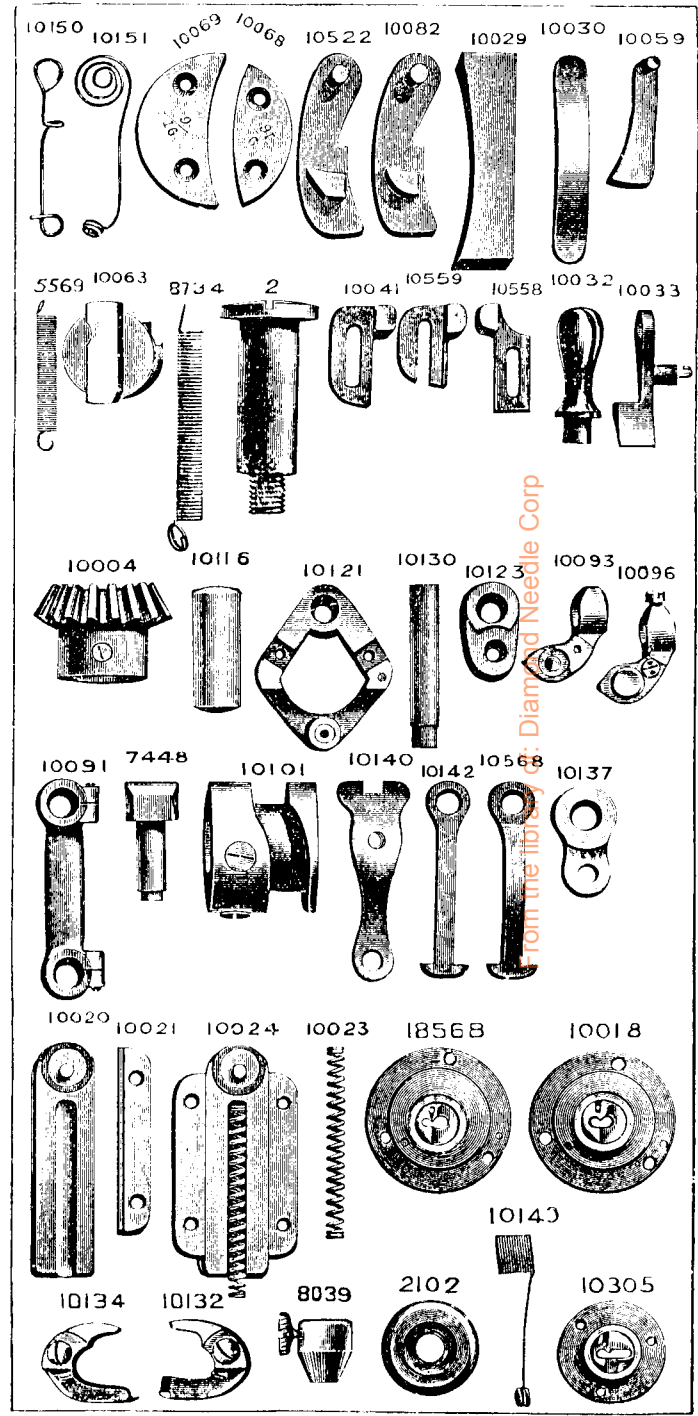


PLATE 417—ONE-SIXTH SIZE

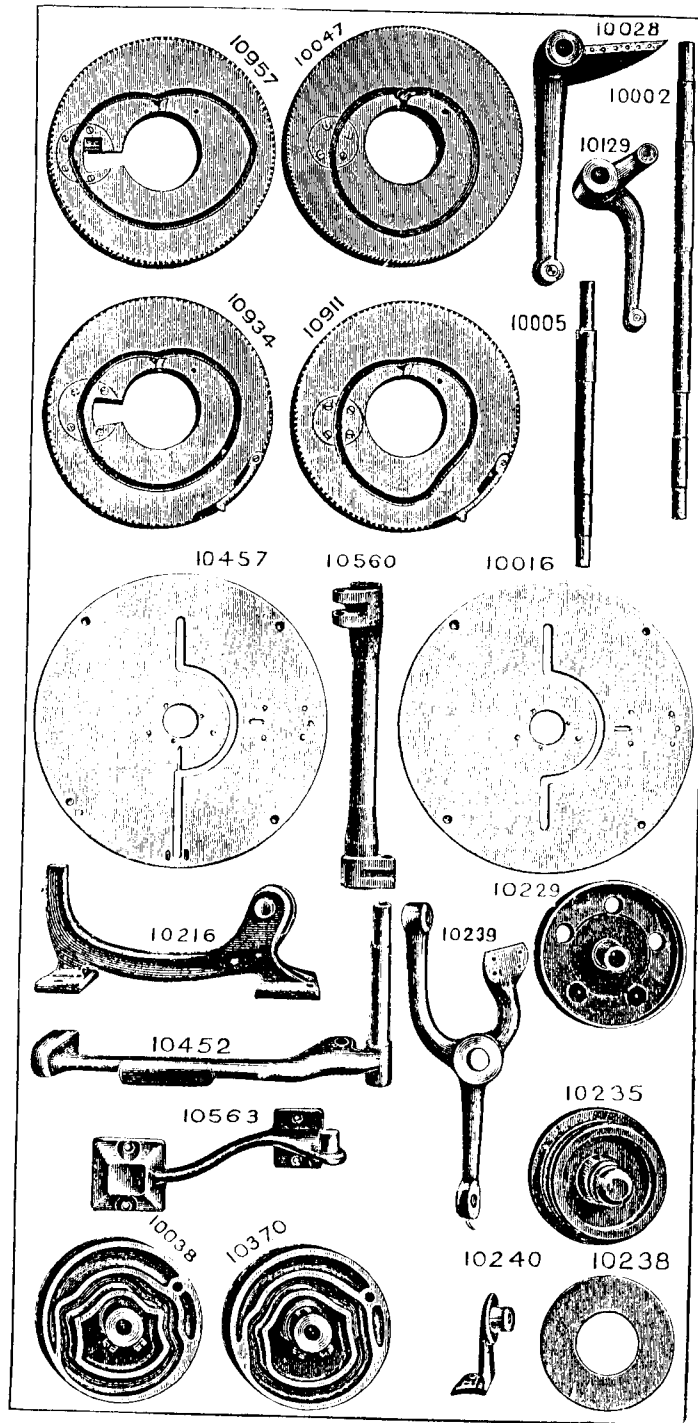
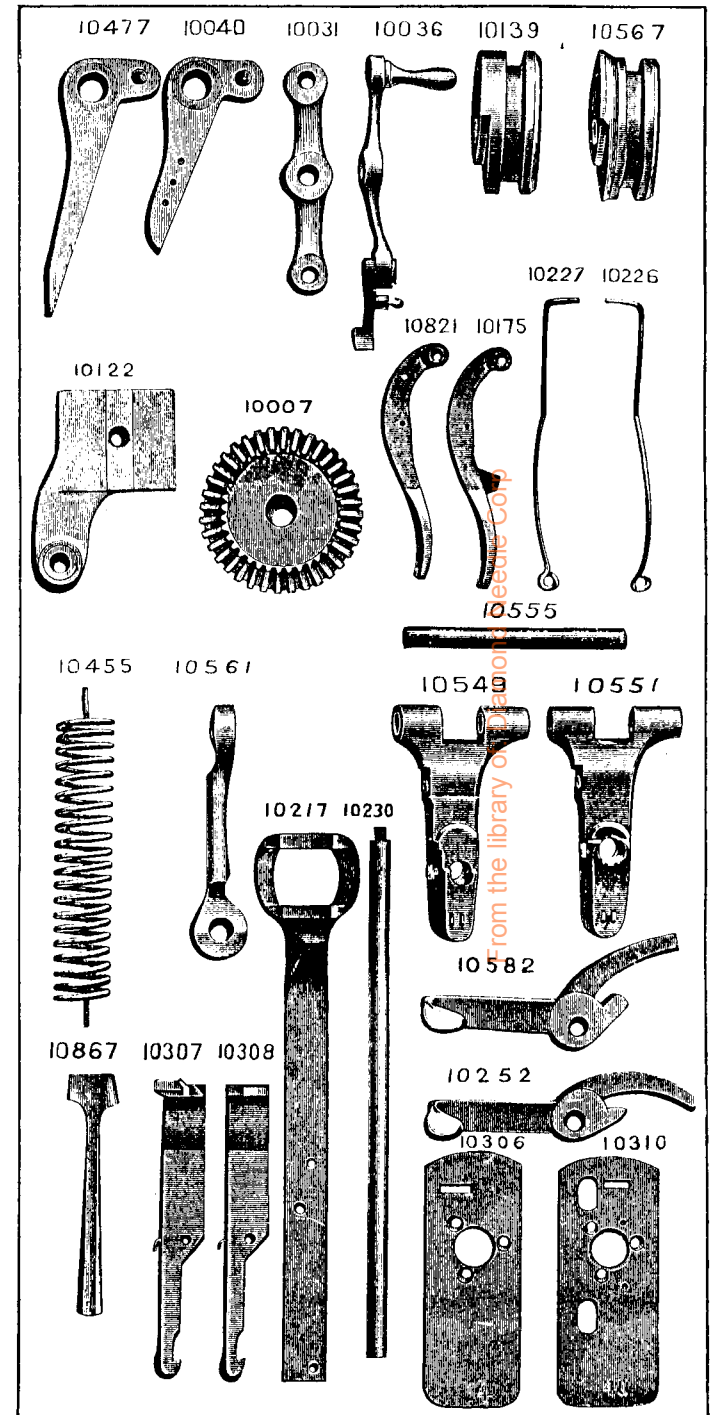


PLATE 418—ONE-THIRD SIZE



From the library of the University of Toronto

PLATE 419—ONE-HALF SIZE

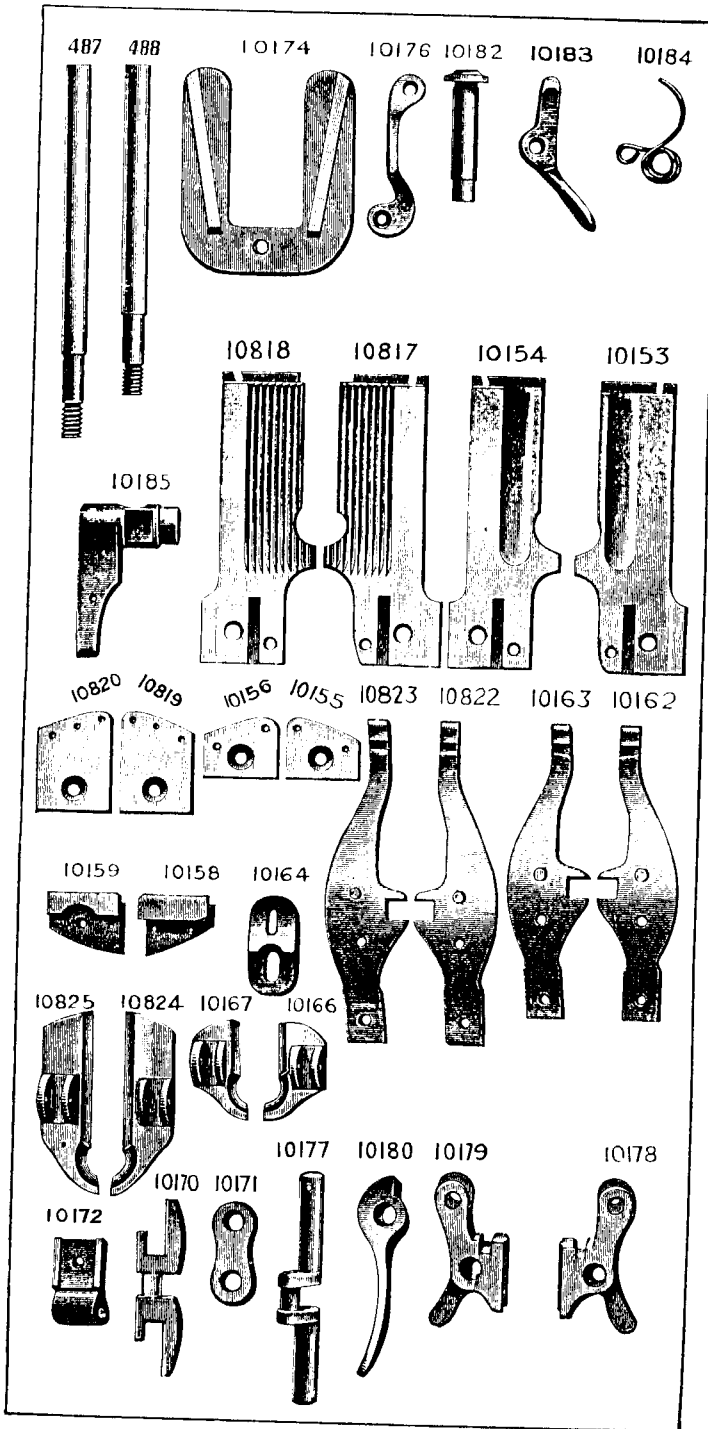
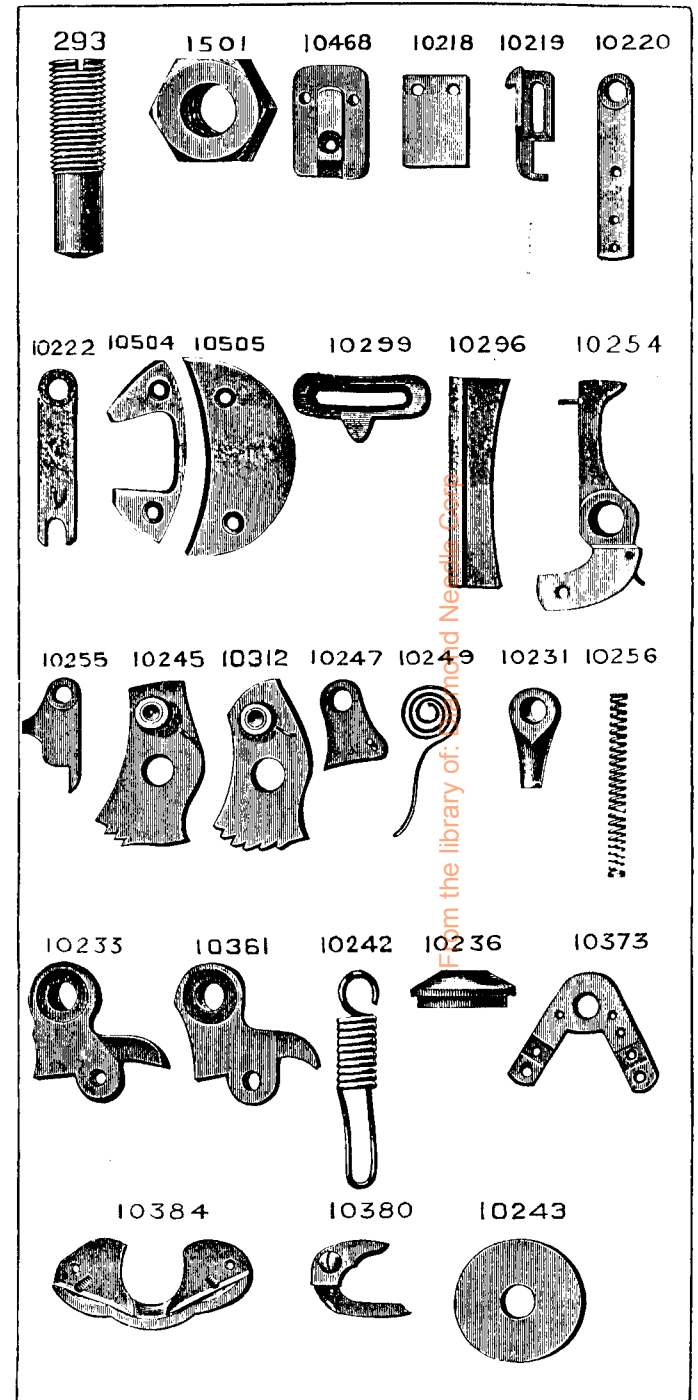


PLATE 420—ONE-HALF SIZE



From the library of: *United Needle Co.*

PLATE 421—FULL SIZE

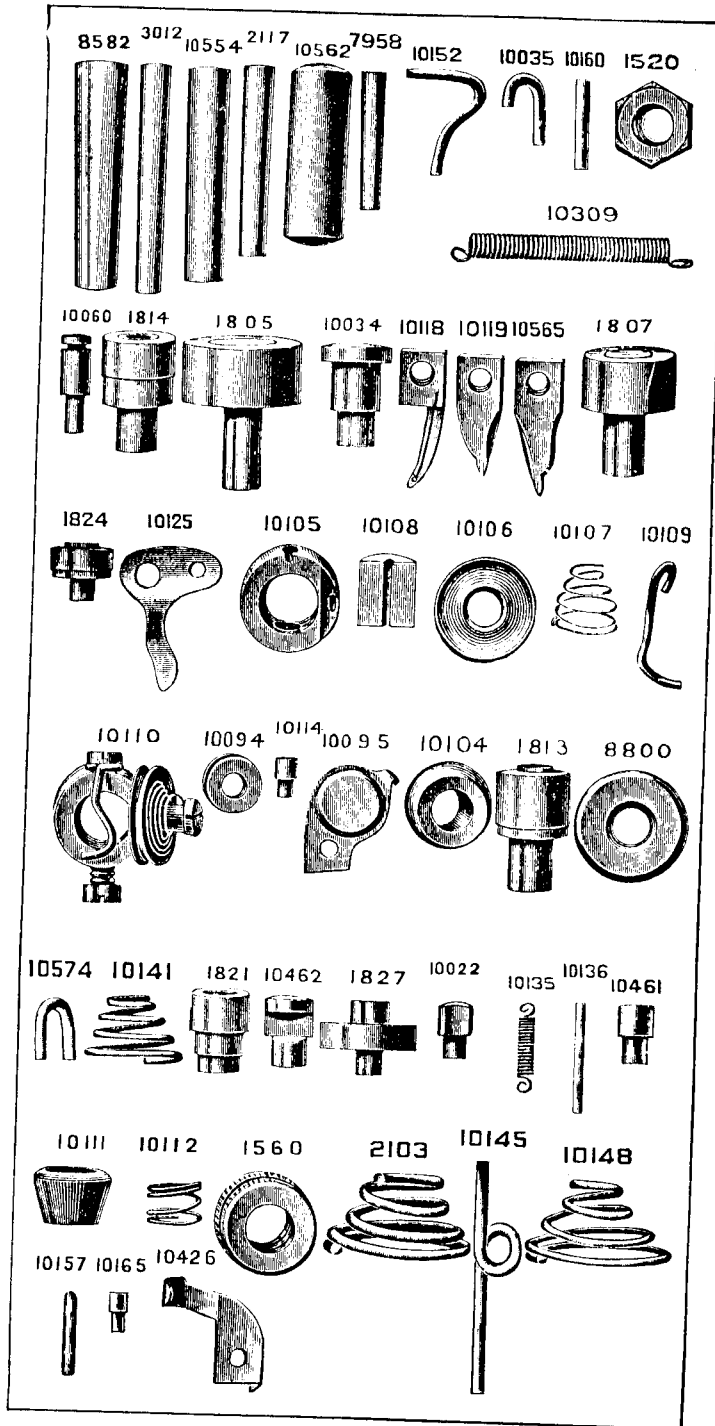
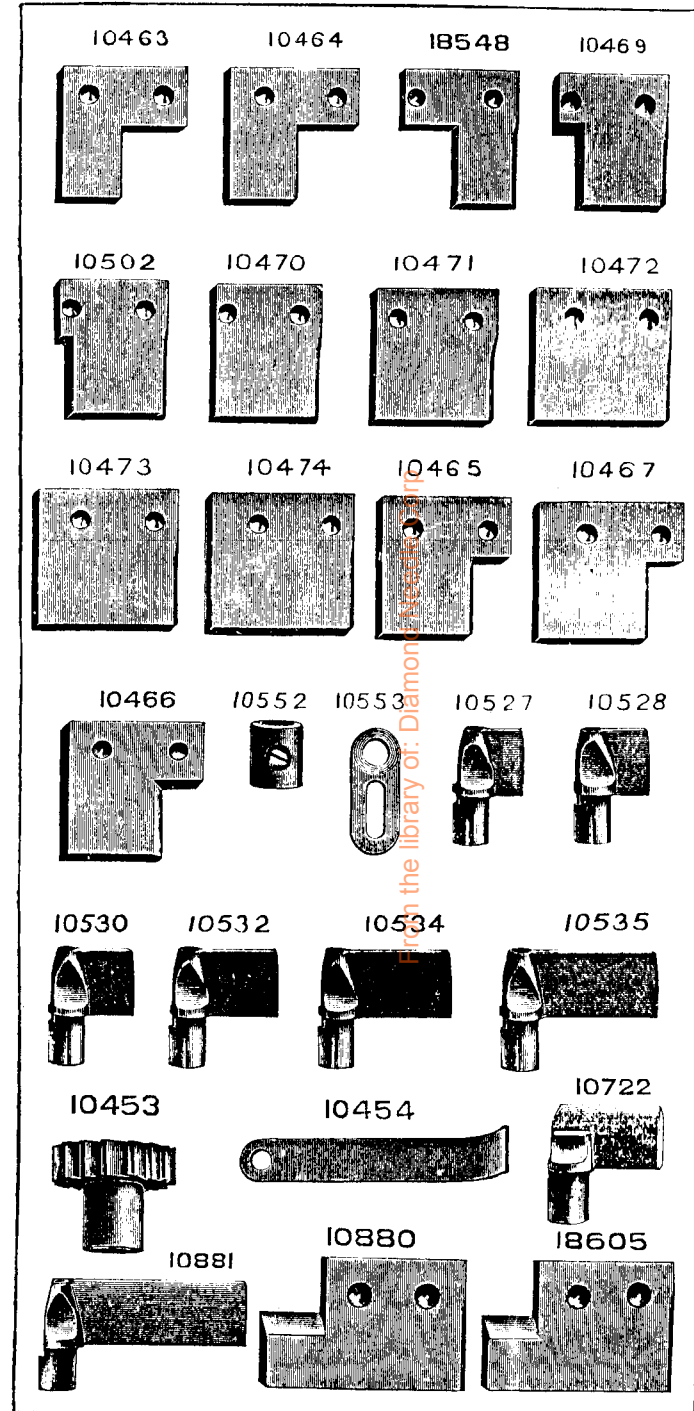


PLATE 422—ONE-HALF SIZE



From the library of: Diamond

PLATE 423—FULL SIZE




PLATE 1757—ONE-HALF SIZE

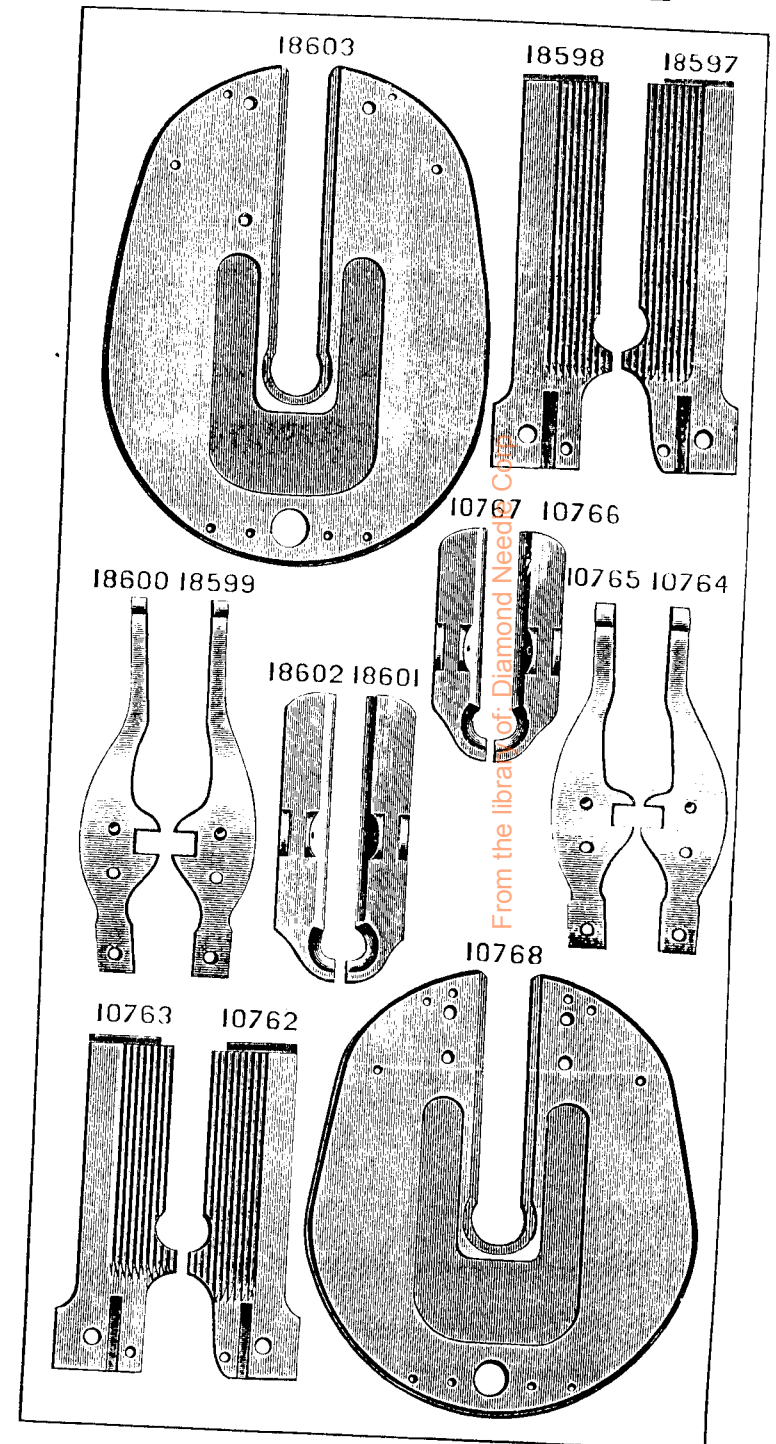


PLATE 1784—ONE-HALF SIZE

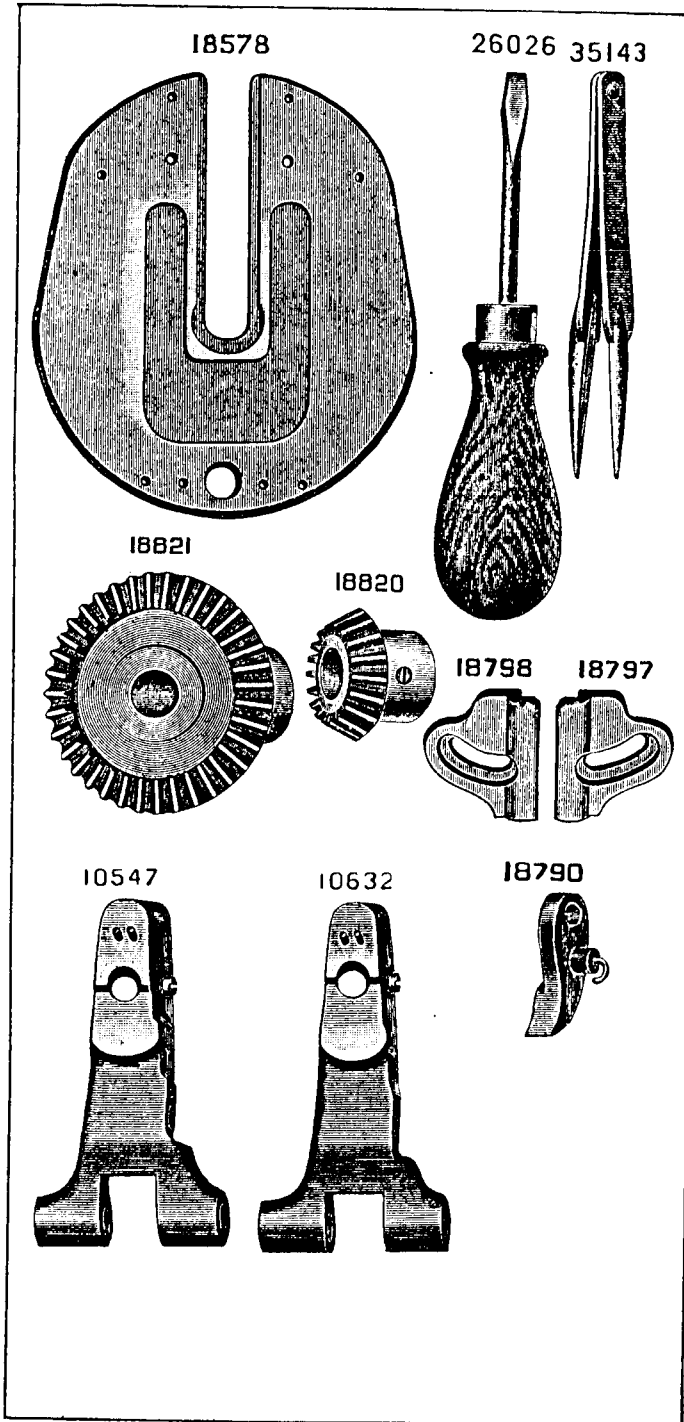



PLATE 1797—FULL SIZE



From the Library of the Diamond Needle Corp.

PLATE 4787—ONE-FOURTH SIZE

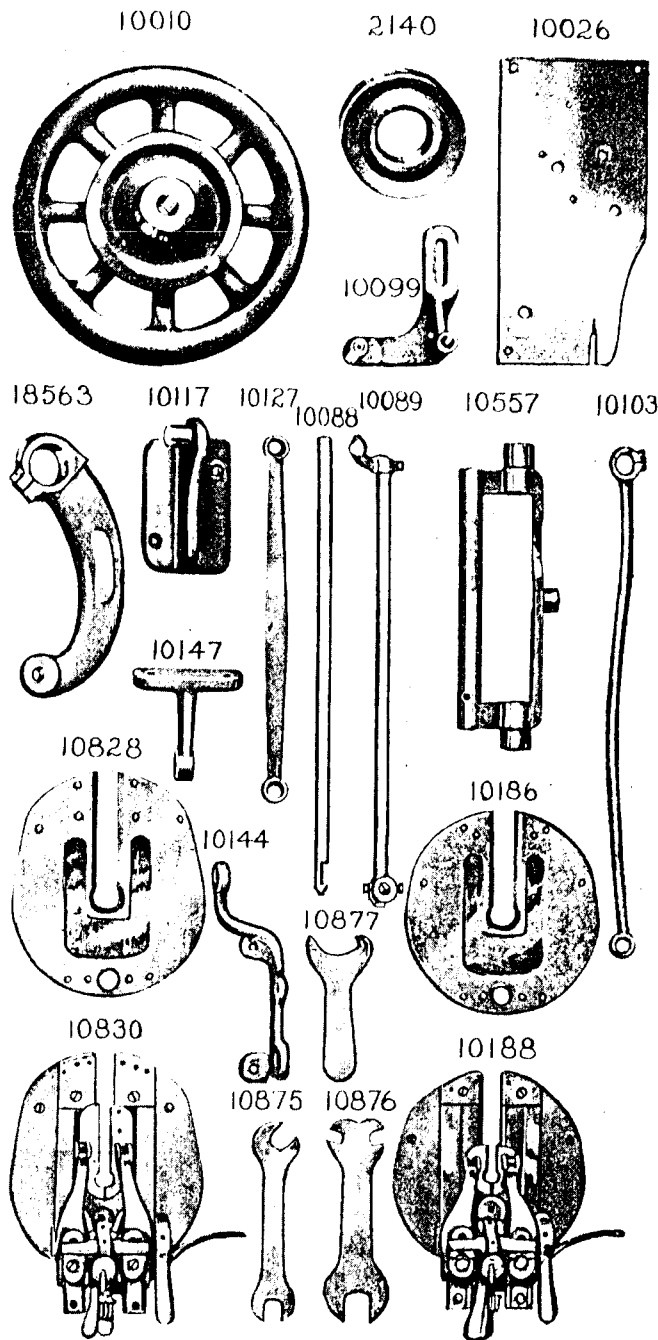


PLATE 4788—ONE-SIXTH SIZE


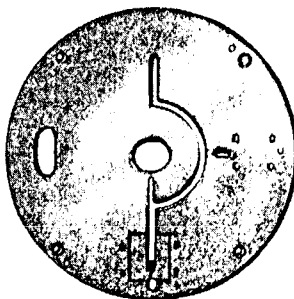


PLATE 4789—ONE-SIXTH SIZE


18638



18642




18799



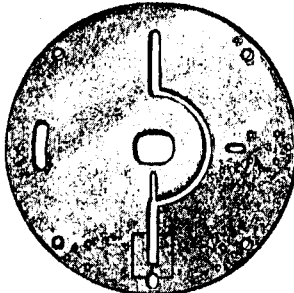
18803



18622



18811



18628

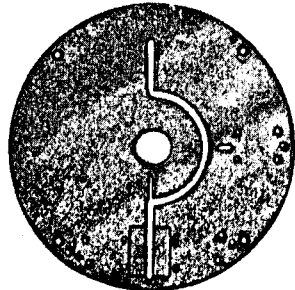
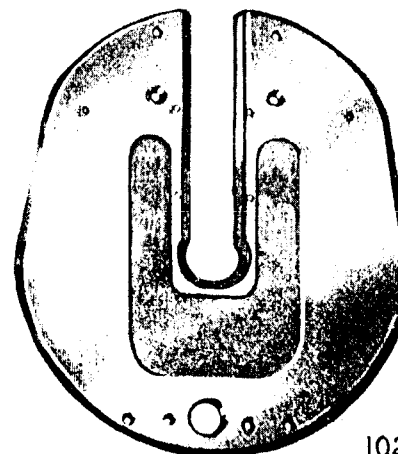


PLATE 4790—ONE-HALF SIZE

10573



15647



18606



10206



10205



10503



18582



18581



10827



10826



18559



10168



18557



10401



10400




10190



10189



18826



10192



10191



From the library of: Diamantina Records Co. P.

PLATE 4791—FULL SIZE

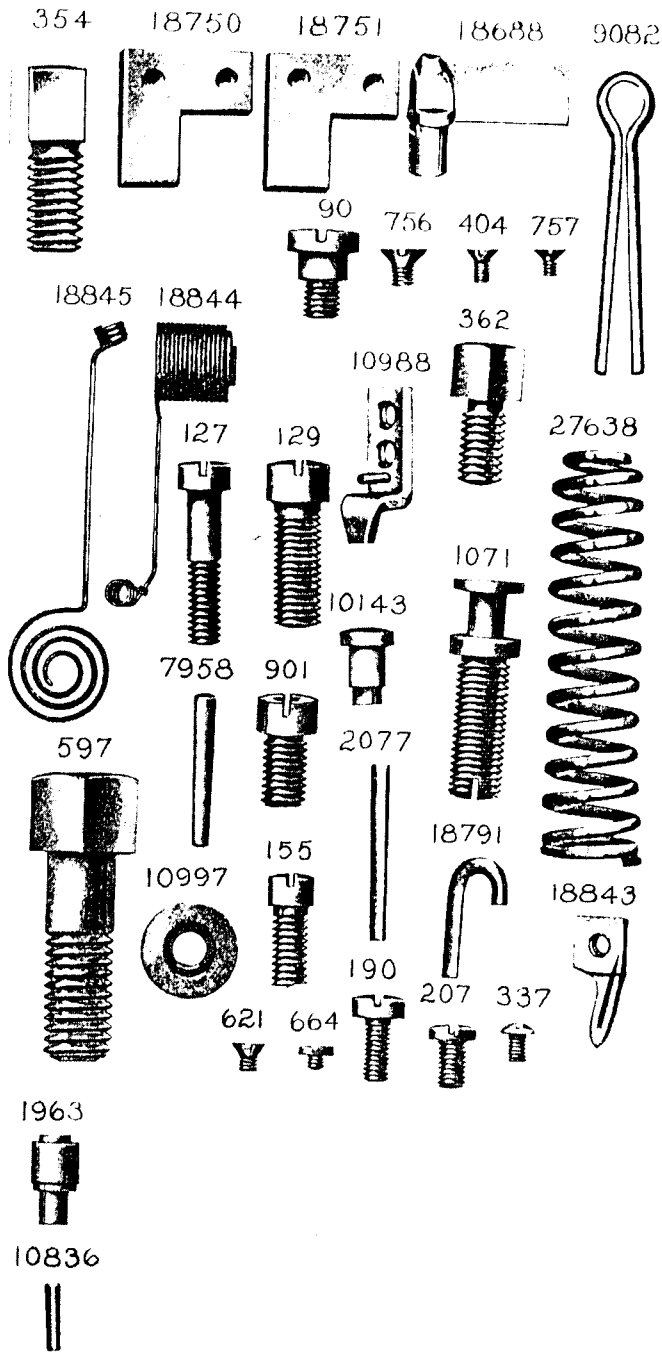
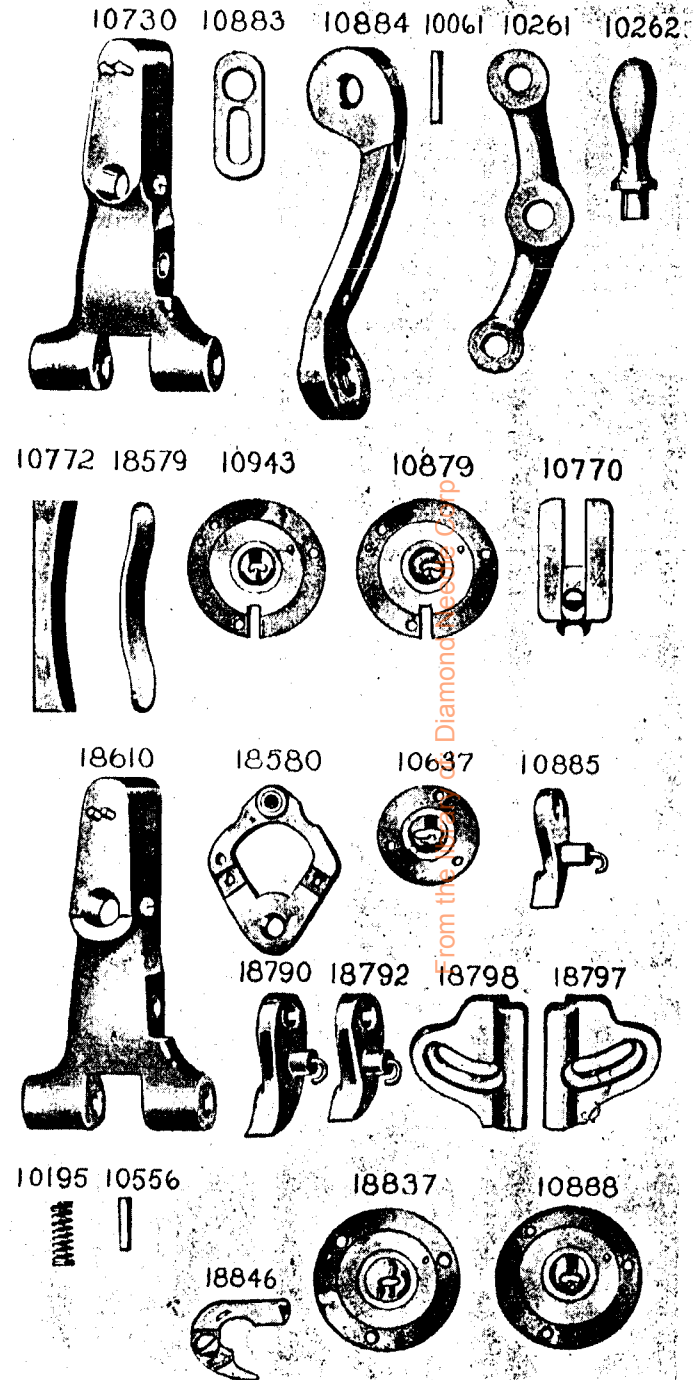


PLATE 4792—ONE-HALF SIZE



from the Diamond Drill

PLATE 4793—ONE-HALF SIZE

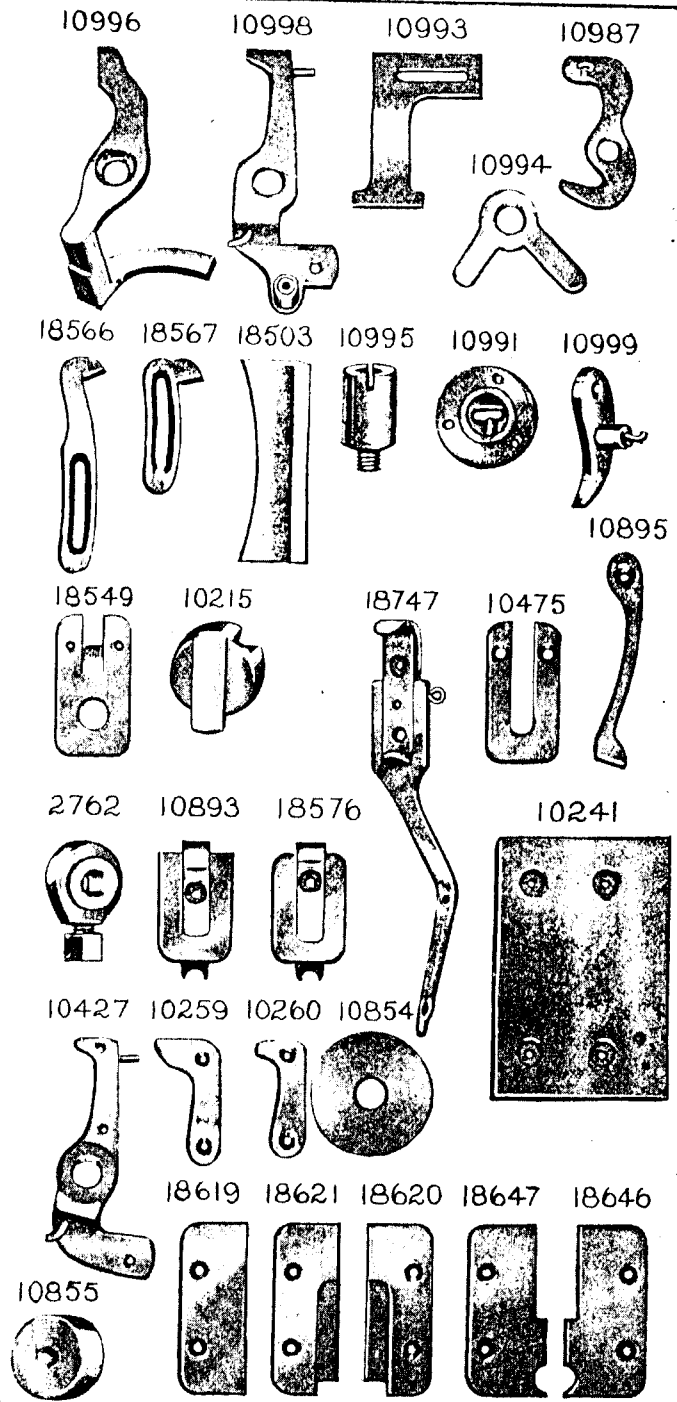


PLATE 4794—ONE-FOURTH SIZE

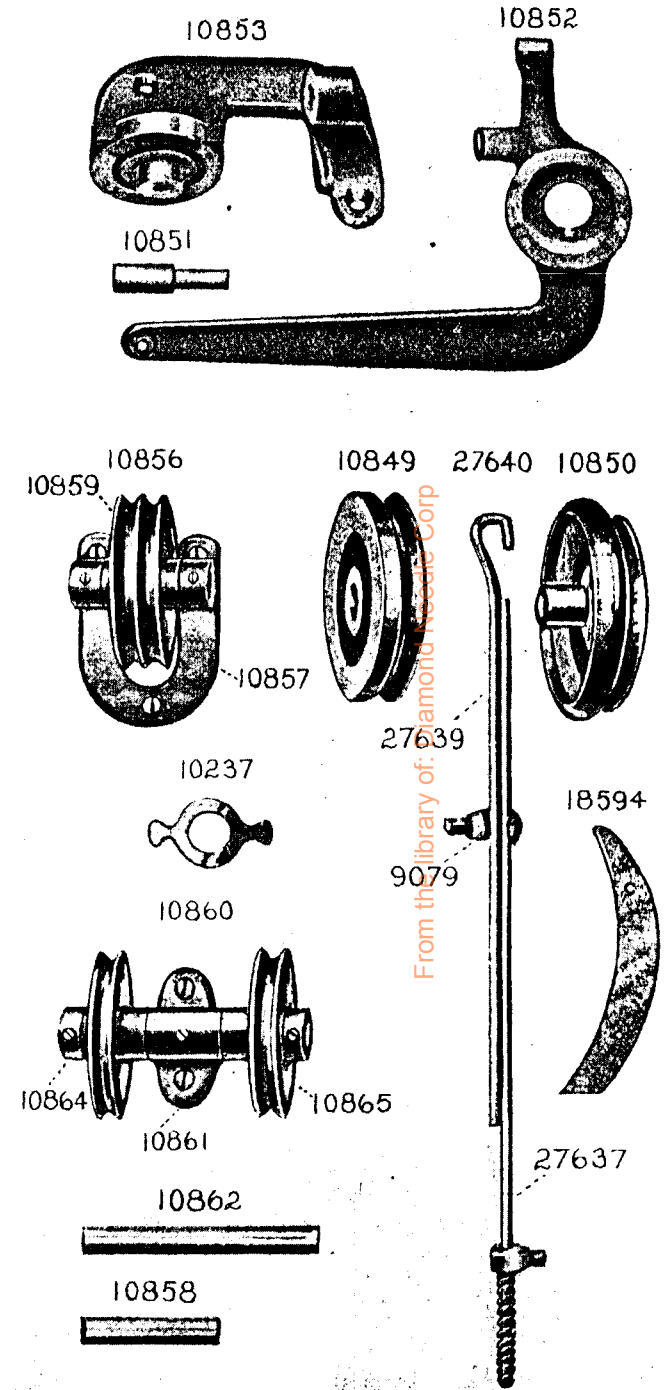

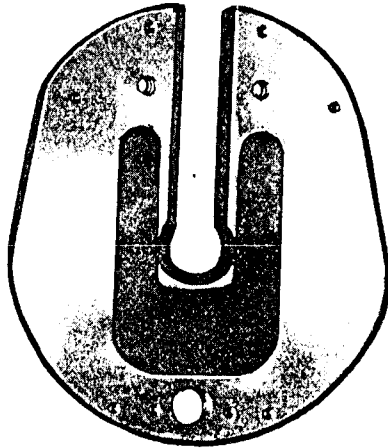


PLATE 4795—ONE-HALF SIZE

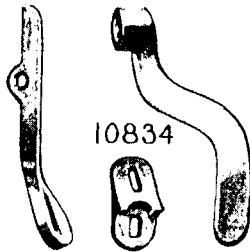
10833 10832



18840



10841 10839



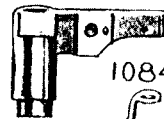
10843



10834

10835

10845




10842

10838

10837



18578



18697



18699



18700 18698

